

# KOMATSU

PRELIMINARY




**D**  
**37EXi/PXi**

**intelligent**  
**MACHINE CONTROL**

Crawler Dozer

## D37EXi/PXi-23



**ENGINE POWER**  
67,7 kW / 90,7 HP @ 2.200 rpm

**OPERATING WEIGHT**  
D37EXi-23: 8.640 kg  
D37PXi-23: 8.940 kg

## Intelligent Machine Control

- 3D GNSS system
- Integrated & standard factory installed
- Automated operation from rough dozing to finish grade
- Highly increased efficiency

## Unmatched visibility and safety

- Unique super-slant nose
- Cab-forward design
- Integrated ROPS/FOPS
- Rear view camera system

## Easy maintenance

- Rear-mount radiator with swing-up hydraulic fan
- Monitor with self-diagnostic function
- Simple and convenient access to service points

## High productivity & low fuel consumption

- Low consumption EU Stage IIIB/EPA Tier 4 interim engine
- Highly efficient hydrostatic drive line
- Straight Power Angle Tilt blade with adjustable pitch
- Electronically-controlled, hydraulically-driven fan



Komatsu Wireless  
Monitoring System



Complimentary maintenance  
program for customers



## First-class operator comfort

- Outstanding 360° visibility
- Large TFT colour multi monitor
- Large and quiet pressurized cab
- Easy control with Palm Command Control System joysticks (PCCS)
- Heated air-suspended driver seat positioned close to centre of gravity



### Improved efficiency

The fully automatic modes drastically improve efficiency of dozer operations. Intelligent machine control technology helps even less experienced operators perform top quality work.



### Factory integrated

All components for machine control are installed during assembly at the Komatsu manufacturing facility, ensuring a reliable and high quality installation. Komatsu customer support is extended to the machine control system itself.




### Cab top GNSS antenna

No more worries about blade mounted antennas or cables. The cab top GNSS antenna on your D37EXi/PXi-23 reduces risk of damage and theft.

## High reliability and durability

- New Komatsu PLUS undercarriage (standard)
- Modular power train design
- Heavy-plate steel used throughout
- Main frame made with welded and cast parts



Dozing modes

Load modes

### Intuitive selectable load settings

Machine control load settings can be adjusted between presets to tailor response to material conditions. From dry loose sandy soils to wet heavy clay materials, system performance can be targeted accordingly.

# Crawler Dozer

## D37EXi/PXi-23

### ENGINE

Model .....	Komatsu SAA4D95LE-6
Type .....	Common rail direct injection, water-cooled, emissionised, turbocharged, after-cooled diesel
Engine power	
at rated engine speed .....	2.200 rpm
ISO 14396 .....	67,7 kW / 90,7 HP
ISO 9249 (net engine power) .....	66,1 kW / 88,6 HP
No. of cylinders .....	4
Bore x stroke .....	95 x 115 mm
Displacement .....	3,26 ltr

### HYDROSTATIC TRANSMISSION

Dual-path, hydrostatic transmission provides infinite speed changes up to 8,5 km/h. The variable capacity travel motors allow the operator to select the optimum speed to match specific jobs. Travel control lock lever and neutral switch.

### OPERATING WEIGHT (APPR.)

Including PAT blade, hitch, steel cab, operator, rated capacity of lubricant, coolant, and full fuel tank.

D37EXi-23 .....	8.640 kg
D37PXi-23 .....	8.940 kg

### STEERING SYSTEM

Type .....	Hydrostatic Steering System (HST)
Steering control .....	PCCS-lever
Service brakes .....	Hydraulic dynamic brake, pedal-controlled
Minimum turning radius (pivot turn)	
D37EXi-23 .....	2,1 m
D37PXi-23 .....	2,3 m

As measured by track marks on the ground.

### ENVIRONMENT

Engine emissions ..... Fully complies with EU Stage IIIB and EPA Tier 4 interim exhaust emission regulations

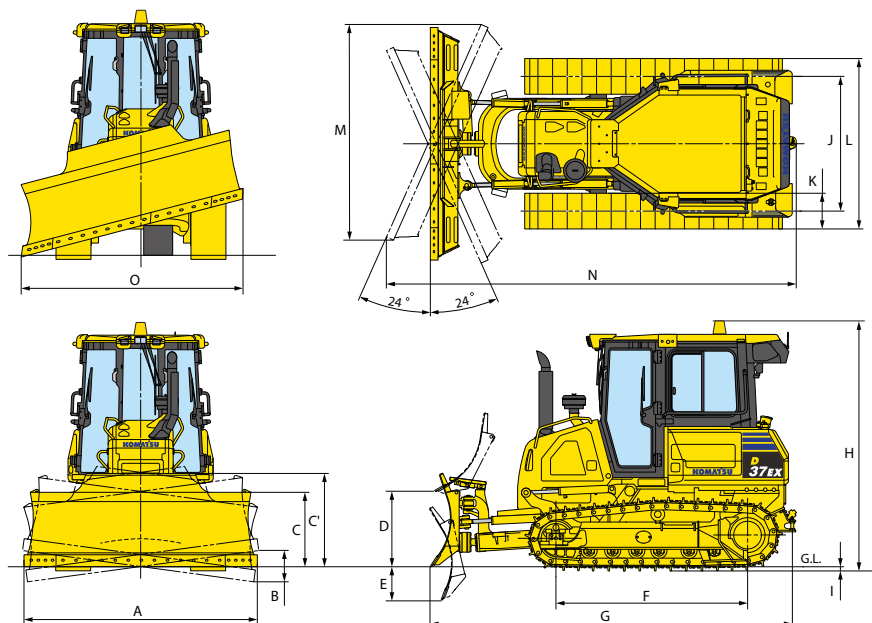
#### Noise levels

LwA external .....	104 dB(A) (2000/14/EC Stage II)
LpA operator ear .....	77 dB(A) (ISO 6396 dynamic test)

Vibration levels (EN 12096:1997)\*

Hand/arm .....	≤ 2,5 m/s <sup>2</sup> (uncertainty K = 1,30 m/s <sup>2</sup> )
Body .....	≤ 0,5 m/s <sup>2</sup> (uncertainty K = 0,29 m/s <sup>2</sup> )

\* for the purpose of risk assessment under directive 2002/44/EC, please refer to ISO/TR 25398:2006.



Ground clearance: 325 mm

### DIMENSIONS

	D37EXi-23	D37PXi-23
A	2.710 mm	3.200 mm
B	370 mm	435 mm
C	865 mm	835 mm
C'	1.075 mm	1.075 mm
D	890 mm	890 mm
E	380 mm	380 mm
F	2.230 mm	2.230 mm
G	4.275 mm	4.275 mm
H	2.945 mm	2.945 mm
I	47 mm	47 mm
J	1.570 mm	1.710 mm
K	400 mm	600 mm
L	1.970 mm	2.310 mm
M	2.510 mm	2.960 mm
N	4.780 mm	4.880 mm
O	2.480 mm	2.905 mm