

# KOMATSU

**PC**  
**14R**

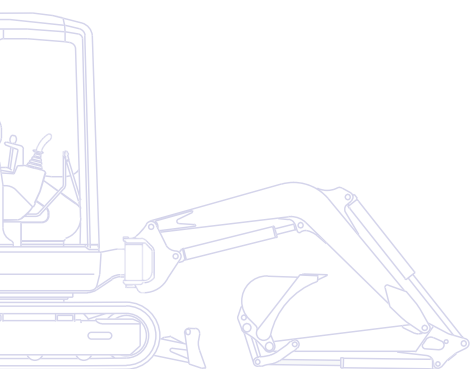


## Mini-Excavator **PC14R-3**

**ENGINE POWER**  
11,6 kW / 15,6 HP @ 2.600 rpm

**OPERATING WEIGHT**  
1.440 - 1.800 kg

**BUCKET CAPACITY**  
0,03 - 0,06 m<sup>3</sup>


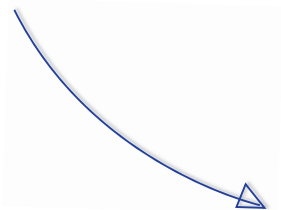


# Walk-Around

The new PC14R-3 compact mini-excavator is the product of the competence and technology that Komatsu has acquired over 80 years. It was developed with constant attention to the needs of customers from all over the world. The end result is a user-friendly machine that offers top-class performance.

## Complete versatility

- Standard 1- or 2-way auxiliary line for attachments
- Numerous configurations available
- Ideal for a wide range of applications



## Outstanding performance

- Optimal power and digging speed in confined spaces
- Perfect control even during combined operations
- Fast and precise movements



# PC14R-3

**ENGINE POWER**  
11,6 kW / 15,6 HP @ 2.600 rpm

**OPERATING WEIGHT**  
1.440 - 1.800 kg

**BUCKET CAPACITY**  
0,03 - 0,06 m<sup>3</sup>

## Highest operator comfort

- Spacious working environment ensures outstanding comfort
- Excellent accessibility to and from the machine
- Pressure Proportional Control (PPC) servo-controls



## Easy serviceability

- Easy access to all daily inspection points
- Tilting canopy / cab provides access for larger maintenance jobs
- Extended 500-hour service interval

## Extremely robust

- Excellent stability and safety for maximum operator confidence in any conditions
- High quality standards guarantee longer life-time for all components
- ROPS and FOPS compliant canopy / cab



**KOMTRAX**

Komatsu Satellite  
Monitoring System  
(option)

# Outstanding Performance



## Outstanding performance

The easy-to-use PC14R-3 allows all operators to get the best from their machine – whether they are experts or novices. The controls are user-friendly and dedicated to each movement. Smooth operations, enhanced by the CLSS hydraulic system, in combination with perfect visibility of the working area guarantee maximum productivity in even the toughest situations.

# Highest Operator Comfort



## Highest operator comfort

Designed with the utmost attention to detail, the operator's environment ensures outstanding comfort, accessibility and visibility. The canopy or cab allows easy access to and from the machine. Once seated, the spacious, obstacle-free floor allows even the tallest operators room to move their legs. For even greater comfort, an adjustable seat and PPC controls are fitted as standard.



The two-speed tracking (optional) is operated via a switch on the dashboard. The dashboard also allows the operator to monitor all machine functions.

# Extremely Robust

## Extremely robust

A number of particular technical solutions contribute to the PC14R-3's increased sturdiness and operability. These include a cast swing support that makes the structure extremely rigid, and a boom that houses the hydraulic hoses, protecting them from possible damage and guaranteeing the best visibility of the digging area. Furthermore, the choice of metal for the bonnets and covers guarantees a longer life and lower repair costs in case of collision.





## Customisation

With many configurations available, you can choose exactly the right machine for a specific job: long or short arm, canopy or cab, rubber or steel shoes, 1 or 2 speed, standard or variable undercarriage. Moreover, the 1- / 2-way auxiliary hydraulic circuit allows the use of a wide range of working tools like a hammer, clamshell bucket, auger etc.

## Variable undercarriage

For applications requiring maximum versatility in terms of size and stability, the PC14R-3 is also available with hydraulic undercarriage extension, which is operated from the operator's seat via a push button and the blade control lever. This feature allows the operator to quickly switch from maximum stability for working to a reduced width of less than one metre for driving through narrow passages or doors.



# Easy Serviceability

## Easy serviceability

All periodic inspection points are easily accessible through the machine's bonnets. In addition, larger maintenance tasks can be performed by simply tilting the canopy / cab upwards.

ORFS hydraulic face seal connectors and DT electrical connectors enhance the machine's reliability and makes repairs faster and easier. Special technical solutions have allowed the interval for most ordinary maintenance operations, such as pin greasing and engine oil changes, to be extended to up to 500 hours.



*Right bonnet: simple inspection and cleaning of the radiators*



*Rear bonnet: quick engine check and fuel tank refilling*



*Left bonnet: easy access to the battery*





# Specifications

## ENGINE

The new generation engine has been developed to comply with the strictest emission controls.

Model .....	Komatsu 3D67E
Type .....	emissionised 4-cycle diesel engine
Displacement.....	778 cm <sup>3</sup>
No. of cylinders .....	3
Engine power	
at rated engine speed.....	2.600 rpm
ISO 14396 .....	11,6 kW/15,6 HP
ISO 9249 (net engine power) .....	11,2 kW/15,0 HP
Max. torque/engine speed .....	45,6 Nm/2.000 rpm
Cooling system.....	water
Air filter type .....	dry
Starter motor .....	electric motor with pre-heating air system for cold climate

## OPERATING WEIGHT

Operating weight with standard bucket, fully serviced, +75 kg operator (ISO 6016).

Operating weight with rubber shoes .....	1.440 kg
Operating weight with steel shoes .....	1.510 kg
Heated cab weight .....	+120 kg (optional)
Variable undercarriage.....	+170 kg

## HYDRAULIC SYSTEM

Type .....	Komatsu CLSS
Main pump .....	1 × gear pump
Max. pump flow.....	40,8 ltr/min
Max. operating pressure .....	19 MPa (190 bar)
Bucket digging force (ISO 6015) .....	1.190 daN (1.210 kg)
Arm crowd force (ISO 6015):	

880 mm arm.....	740 daN (750 kg)
1.130 mm arm.....	575 daN (585 kg)

The digging equipment is fully controlled by PPC servo-controls. All movements are stopped by lifting the safety lever on the tilting case.

## TRANSMISSION

Type .....	single speed hydrostatic transmission, controlled and steered by means of two levers or two pedals
Hydraulic motors .....	2 × axial pistons
Reduction system.....	planetary gear
Max. drawbar pull.....	1.230 daN (1.250 kgf)
Travel speed .....	2 km/h

## SWING SYSTEM

The rotation is operated by means of an orbital hydraulic motor. Single ball-bearing ring with internal, induction hardened toothring. Centralised lubrication of the unit.

Swing speed.....	8,9 rpm
------------------	---------

## BLADE

Type .....	electro-welded, single unit structure with extensions
Width × height .....	1.020 × 250 mm
Max. lifting above ground level .....	175 mm
Max. depth below ground level .....	155 mm

## UNDERCARRIAGE

Track rollers (each side).....	3
Shoe width .....	230 mm
Ground pressure (standard).....	0,27 kg/cm <sup>2</sup>

## ELECTRIC SYSTEM

Voltage.....	12 V
Battery .....	41 Ah
Alternator.....	40 A
Starter motor .....	1,2 kW

## SERVICE CAPACITIES

Fuel tank.....	19 ltr
Radiator and system .....	3,1 ltr
Engine oil (refill) .....	3,3 ltr
Hydraulic system (refill) .....	1,2 ltr

## ENVIRONMENT

Vibration levels (EN 12096:1997)*	
Hand/arm.....	≤ 2,5 m/s <sup>2</sup> (uncertainty K = 1,2 m/s <sup>2</sup> )
Body .....	≤ 0,5 m/s <sup>2</sup> (uncertainty K = 0,2 m/s <sup>2</sup> )

\* for the purpose of risk assessment under directive 2002/44/EC, please refer to ISO/TR 25398:2006.



# Mini-Excavator

## PC14R-3

### Standard Equipment

---

- ROPS (ISO 3471) / FOPS (ISO 10262) canopy
- Rubber shoes
- 880 mm digging arm
- 1 / 2 way auxiliary hydraulic circuit for attachments up to the boom
- Adjustable seat
- Lifting cylinder guard
- Working light on boom
- Safety valve on bucket element
- Travel acoustic alarm

### Optional Equipment

---

- Komtrax - Komatsu satellite monitoring system
- ROPS (ISO 3471) / FOPS (ISO 10262) tilting cab with heating
- Steel shoes
- 1.130 mm digging arm
- Two speeds
- Variable undercarriage (HS version)
- Bucket range (250 - 450 mm)
- 1.000 mm ditch cleaning bucket
- Extension of the auxiliary hydraulic circuit up to the arm, with quick couplings
- Rotating beacon
- Biodegradable oil
- Rear-view mirrors
- Travel pedals

---

Your Komatsu partner:

**KOMATSU**

**Komatsu Europe  
International NV**  
Mechelsesteenweg 586  
B-1800 VILVOORDE (BELGIUM)  
Tel. +32-2-255 24 11  
Fax +32-2-252 19 81  
[www.komatsu.eu](http://www.komatsu.eu)

WESS004903 12/2010

Materials and specifications are subject to change without notice.  
**KOMATSU** is a trademark of Komatsu Ltd. Japan.