


KOMATSU

PC
88MR



Midi-Excavator **PC88MR-8**



ENGINE POWER
50,7 kW / 68,0 HP @ 1.950 rpm

OPERATING WEIGHT
8.100 - 8.750 kg

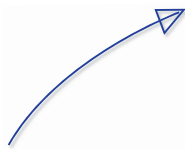
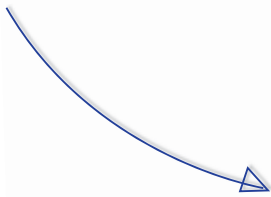
BUCKET CAPACITY
0,09 - 0,34 m³

Walk-Around

The new PC88MR-8 compact midi-excavator is the result of the competence and technology that Komatsu has acquired over the past 80 years. It was designed and developed with constant attention to the needs of customers from all over the world. The end product is a user-friendly machine with top-class performances and a tight tail swing that protrudes over the tracks by just 175 mm. The operator can concentrate on his work, without having to worry about rear-swing impacts.

Outstanding performances

- Fast and precise movements
- Large drawbar pull
- Excellent controllability
- 2 automatic travel speeds
- CLSS hydraulic system



Powerful and environmentally friendly

- High torque and fuel efficient Komatsu ecot3 engine
- Meets EU Stage IIIA and EPA Tier III
- Auto-deceleration and eco-gauge for a lower fuel usage
- 5 selectable working modes
- Low operating noise levels



PC88MR-8

ENGINE POWER
50,7 kW / 68,0 HP @ 1.950 rpm

OPERATING WEIGHT
8.100 - 8.750 kg

BUCKET CAPACITY
0,09 - 0,34 m³

First-class operator comfort

- Spacious and comfortable cab with multi-position controls
- Quiet and ergonomic working environment
- Large multifunction colour LCD monitor
- Sliding door for easy entry and exit
- Automatic air conditioner



Total versatility

- Proportional control on joystick for auxiliary circuits
- Hydraulic pump oil flow adjustable on the LCD monitor
- Standard hammer line
- Second auxiliary circuit and hydraulic quick-coupler line (optional)
- Road liner (optional)

Easy maintenance

- Optimal maintenance layout
- Side-by-side coolers
- Equipment Management and Monitoring System (EMMS)
- Standard fuel pre-filter with water separator
- Long maintenance intervals



KOMTRAX

Komatsu Satellite
Monitoring System

First-Class Operator Comfort



Operator's environment

Thanks to its spacious cab, this compact machine ensures outstanding comfort even to the most demanding operator. With a double slide mechanism, the seat and PPC levers can be conveniently adjusted for maximum productivity and minimum fatigue. Wide front and side windows - and an opening skylight - enable better visibility in any situation. The standard automatic air conditioner completes a comfortable work environment by maintaining a perfect temperature in the cab, no matter the weather outside.

Large multifunction LCD monitor

A large and user-friendly colour monitor makes working in a PC88MR-8 safe, accurate and smooth. Its highly intuitive interface and easy-to-operate switches give the operator access to a huge range of functions and operating information.



Opening skylight for overhead visibility



Wide glass surface for excellent all around visibility



Large multi-lingual monitor

Outstanding Performances



Performance and controllability

The PC88MR-8 offers outstanding performances coupled with excellent controllability for even the toughest job. It has a powerful swing force, can efficiently work on slopes, and it delivers exceptional drawbar pull. In conjunction with automatic down shift, this machine is ideal on any terrain or for any application. The Closed Load Sensing System (CLSS) ensures unbeatable speed and control to all combined movements, no matter the load.



Powerful and Environmentally Friendly



Performance and ecology

The PC88MR-8 is fitted with an ecot3 engine that meets EU Stage IIIA regulations. Together with an advanced hydraulic system, this electronically controlled common-rail engine with multi stage injection achieves a superior level of productivity. Drastically reduced NOx emissions and noise levels make this compact excavator perfect for confined areas and urban jobsites.

High productivity and fuel saving

Depending on the load, operators can conveniently choose between 5 working modes designed to match engine speed, pump delivery and system pressure. Priority can be given either to speed, for more productivity, or to fuel consumption for lighter applications. Fuel efficiency is further improved with the auto-deceleration, a standard feature that automatically slows down engine speed when levers are in neutral position, and with the eco-gauge, visible on the LCD monitor.





Versatility

Great care went into the design of the PC88MR-8, to give it exceptional versatility and mobility for work in confined areas. It offers outstanding visibility and a reduced tail overhang that lets the operator work without worrying about rear impacts. A reduced front swing radius and a left side swing cylinder make trench digging a cinch, and with its compact size the PC88MR-8 is perfect for urban or road-building jobsites. A wide range of options - such as road liners or an additional counter-weight - are available to let customers perfectly match the machine to their needs.

Maximum flexibility

Thanks to auxiliary hydraulic lines, the PC88MR-8 can use a wide range of attachments. For breaking, crushing and all other applications, the optimal oil flow from the hydraulic pump can be selected directly on the LCD monitor. On the joystick, proportional controls for auxiliary circuits guarantee precision work with any tool.



Easy Maintenance

Excellent serviceability

Komatsu designed the PC88MR-8 with an easy access to all service points. Routine maintenance and servicing are less likely to be skipped, which can mean a reduction of costly downtime later on. The radiator, aftercooler and oil cooler are made of aluminium to improve their efficiency and are mounted in parallel for quicker cleaning. The fuel and oil filters as well as the fuel drain valve, are all remote mounted and easily accessible.

EMMS (Equipment Management and Monitoring System)

Komatsu's EMMS can prevent a small problem from becoming a major service issue. The controller monitors all critical systems and key engine features such as engine oil pressure, coolant temperature, battery charge, air clogging etc. If an abnormality occurs, it is displayed on the LCD. The monitor also indicates when the oil or the filters must be replaced.



All major maintenance points can be easily reached from ground level



Fuel pre-filter with water separator



The LCD monitor informs about abnormalities and replacement times

Komatsu Satellite Monitoring System



KOMTRAX™ is a revolutionary machine tracking system designed to save you time and money. You can now monitor your equipment anytime and anywhere. Use valuable machine data received via the KOMTRAX™ web site to optimise your maintenance planning and machine performances.

With KOMTRAX™, you can:

- Check when & where your machines are at work
- Be informed of unauthorized machine use or movement
- Set and receive e-mail notification for security alarms

For further details on KOMTRAX™, please ask your Komatsu dealer for the latest KOMTRAX™ brochure.



Machine working time - With the "daily working record" chart, get precise engine running time data: when your machine was started and when it was shut down, as well as total engine running time.




Fleet location - The machine list instantly locates all your machines, even those in other countries.



Alarm notifications - You can receive notification of alarms both via the KOMTRAX™ website and by e-mail.



Added security - The "engine lock" feature allows to program when a machine's engine can be started. And with "geo-fence", KOMTRAX™ sends notification every time your machine moves in or out of a predetermined operating area.



Specifications

ENGINE

Model Komatsu SAA4D95LE-5
Type..... Common rail, multi injection, water cooled, turbocharged
Displacement.....3.260 cm³
Bore × stroke..... 95 mm × 115 mm
No. of cylinders 4
Engine power
at engine speed 1.950 rpm
ISO 1439650,7 kW / 68,0 HP
SAE J134949,0 kW / 65,7 HP
Max. torque/engine speed266 Nm/1.600 rpm
Air cleanerdry, double element type air cleaner with
dust indicator and auto-dust evacuator

OPERATING WEIGHT

Operating weight, including 1.650 mm arm, 0,28 m³ bucket (ISO 7451), blade, operator, liquids, filled tank and standard equipment (ISO 6016).

Shoes	Width	Mono boom	Two-piece boom
Steel (450 mm)	2.320 mm	8.225 kg	8.575 kg
Steel (600 mm)	2.470 mm	8.395 kg	8.745 kg
Rubber (450 mm)	2.320 mm	8.175 kg	8.525 kg
Road liner (450 mm)	2.320 mm	8.305 kg	8.655 kg

DRIVES AND BRAKES

Steering control 2 levers with pedals
Transmission hydrostatic
Hydraulic motors variable displacement, axial piston
Max. drawbar pull.....66,9 kN (6.820 kgf)
Max. travel speeds Lo / Hi 2,9 km/h - 5,1 km/h
Service brake.....hydraulic lock
Parking brake mechanical discs

UNDERCARRIAGE

Construction.....X-frame centre section with
box section track-frames
Type..... fully sealed
Track adjuster..... hydraulic
Shoes (each side)39
Carrier rollers (each side)..... 1
Track rollers (each side) 5
Ground pressure0,37 kg/cm²

BLADE

Width × height2.320 × 470 mm
Max. lifting above ground level500 mm
Max. depth below ground level440 mm

HYDRAULIC SYSTEM

Type.....HydrauMind. Closed-centre system with load sensing
and pressure compensation valves

Main pumps:

Pump for.....boom, arm, bucket and travelling
Type variable displacement, axial piston
Max. flow 160 ltr/min
Pump for..... swing and blade
Type fixed displacement gear pump
Max. flow70 ltr/min

Hydraulic motors:

Travel.....2 × piston motor with parking brake
Swing..... 1 × piston motor with swing holding brake
Relief valve setting:

Swing and blade 21,1 MPa (215 kg/cm²)
Travel and work equipment 26,5 MPa (270 kg/cm²)
Bucket breakout force (ISO 6015) 6.130 daN (6.525 kgf)
Arm crowd force, 1.650 mm arm
(ISO 6015) 4.150 daN (4.230 kgf)

SWING SYSTEM

Driven byhydraulic motor
Swing reduction gear planetary gear
Swing circle lubrication grease-bathed
Swing brakes automatic, with oil immersed disks
Swing speed..... 10 rpm

ELECTRIC SYSTEM

Voltage24 V
Battery55 Ah
Alternator60 A
Starter motor4,5 kW

SERVICE CAPACITIES

Fuel tank125 ltr
Cooling system.....10 ltr
Engine oil11,5 ltr
Final drive (each side)..... 1,1 ltr
Swing drive2,8 ltr
Hydraulic oil tank100 ltr

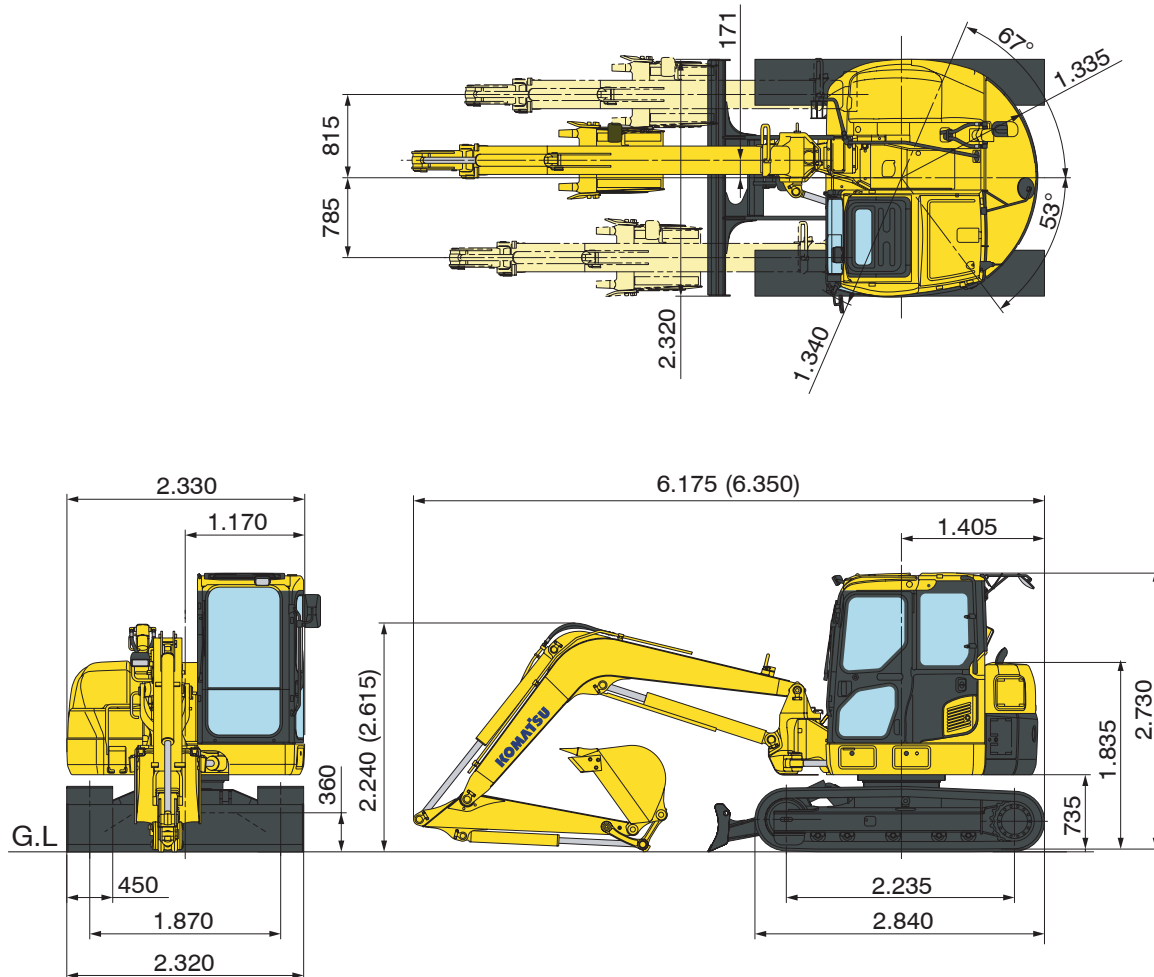
CAB

Sound-proof cab, provided with safety glasses, liftable windscreen, roof window, sliding door with lock, windscreen-wiper, electric horn, adjustable seat with double slide, control system and instrumentation, adjustable joysticks, outside air inlet.

ENVIRONMENT

Vibration levels (EN 12096:1997)*
Hand/arm ≤ 2,5 m/s² (uncertainty K = 1,2 m/s²)
Body ≤ 0,5 m/s² (uncertainty K = 0,2 m/s²)
* for the purpose of risk assessment under directive 2002/44/EC,
please refer to ISO/TR 25398:2006.

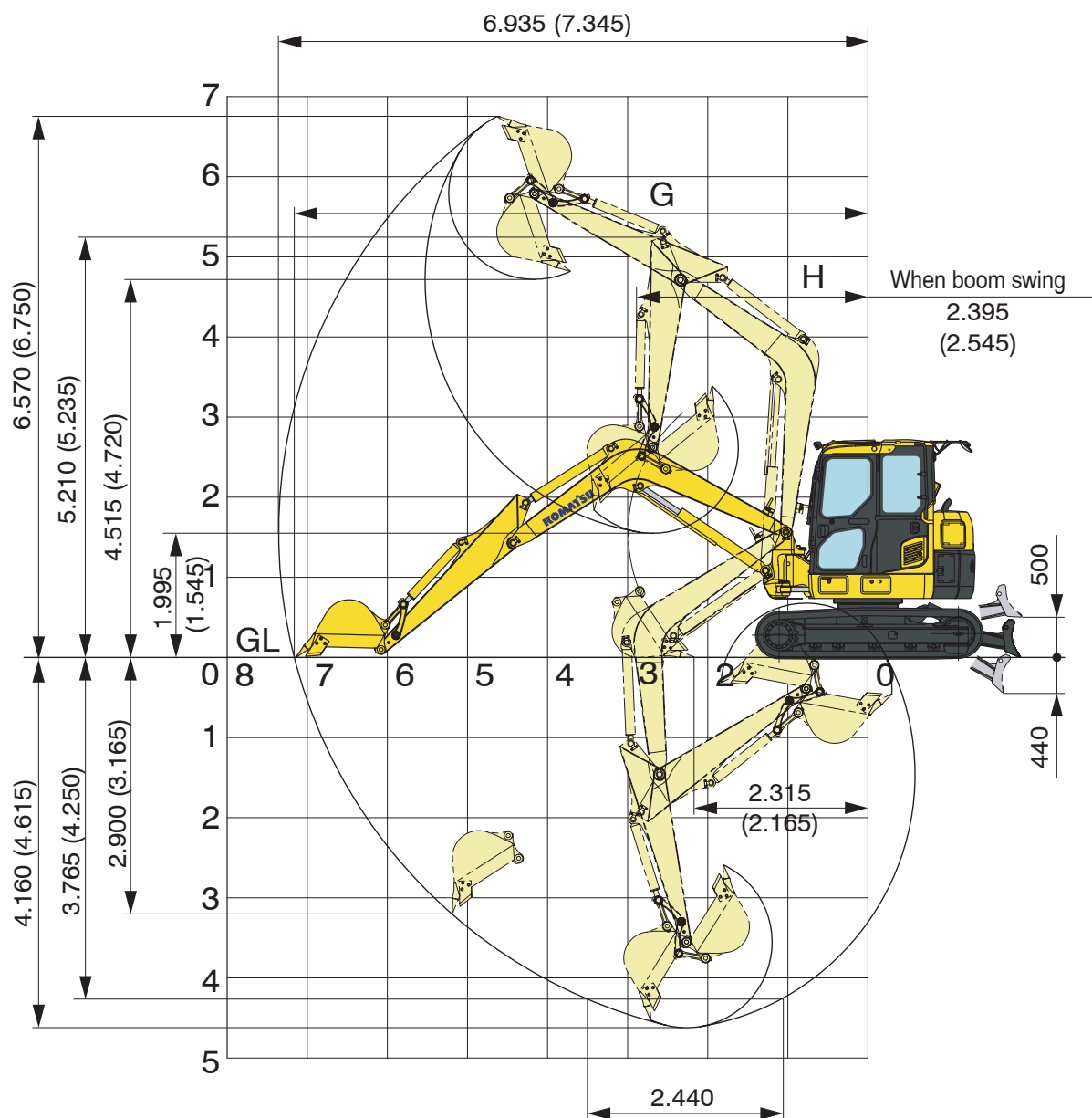
DIMENSIONS



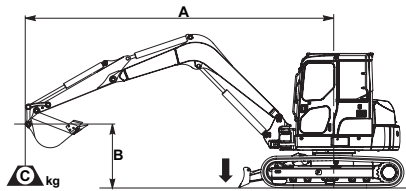
Bucket capacity (ISO 7451)	m ³	0,077	0,109	0,181	0,235	0,282
Bucket width (without cutting edge)	mm	350	450	550	650	750
Bucket width (with cutting edge)	mm	450	550	650	750	825

Working Range

WORKING RANGE MONO BOOM



LIFTING CAPACITY MONO BOOM / WITH BLADE AT GROUND LEVEL



A – Reach from swing centre

B – Bucket hook height

C – Lifting capacities, including bucket (210 kg with 1.650 mm arm; 185 kg with 2.100 mm arm), bucket linkage and bucket cylinder

– Rating over front

– Rating over side

– Rating at maximum reach

When removing bucket, linkage or cylinder, lifting capacities can be increased by their respective weights.

Arm length	A B	Additional counterweight	1,5 m		3,0 m		4,5 m			
1.650 mm	5,0 m	---	---	---	---	---	---	---	1.520*	1.250
	3,0 m	---	---	---	---	---	1.760*	1.280	1.650*	790
	0,0 m	---	---	---	3.520*	2.040	3.060*	1.100	2.210*	730
	-2,0 m	---	6.110*	4.930*	5.210*	2.070	2.960*	1.100	2.770*	1.040
1.650 mm	5,0 m	+ 218 kg	---	---	---	---	---	---	1.520*	1.340
	3,0 m	+ 218 kg	---	---	---	---	1.760*	1.380	1.640*	870
	0,0 m	+ 218 kg	---	---	3.520*	2.220	3.060*	1.210	2.210*	800
	-2,0 m	+ 218 kg	6.110*	4.930*	5.210*	2.250	2.960*	1.200	2.770*	1.130
2.100 mm	5,0 m	---	---	---	---	---	---	---	1.310*	1.040
	3,0 m	---	---	---	---	---	1.430*	1.290	1.430*	690
	0,0 m	---	---	---	3.980*	1.990	2.860*	1.070	1.940*	620
	-2,0 m	---	4.870*	3.950*	5.440*	1.980	3.060*	1.040	2.460*	840
2.100 mm	5,0 m	+ 218 kg	---	---	---	---	---	---	1.310*	1.130
	3,0 m	+ 218 kg	---	---	---	---	1.430*	1.390	1.430*	760
	0,0 m	+ 218 kg	---	---	3.980*	2.170	2.860*	1.180	1.940*	690
	-2,0 m	+ 218 kg	4.870*	3.950*	5.440*	2.160	3.060*	1.140	2.460*	920

LIFTING CAPACITY MONO BOOM / WITH BLADE UP

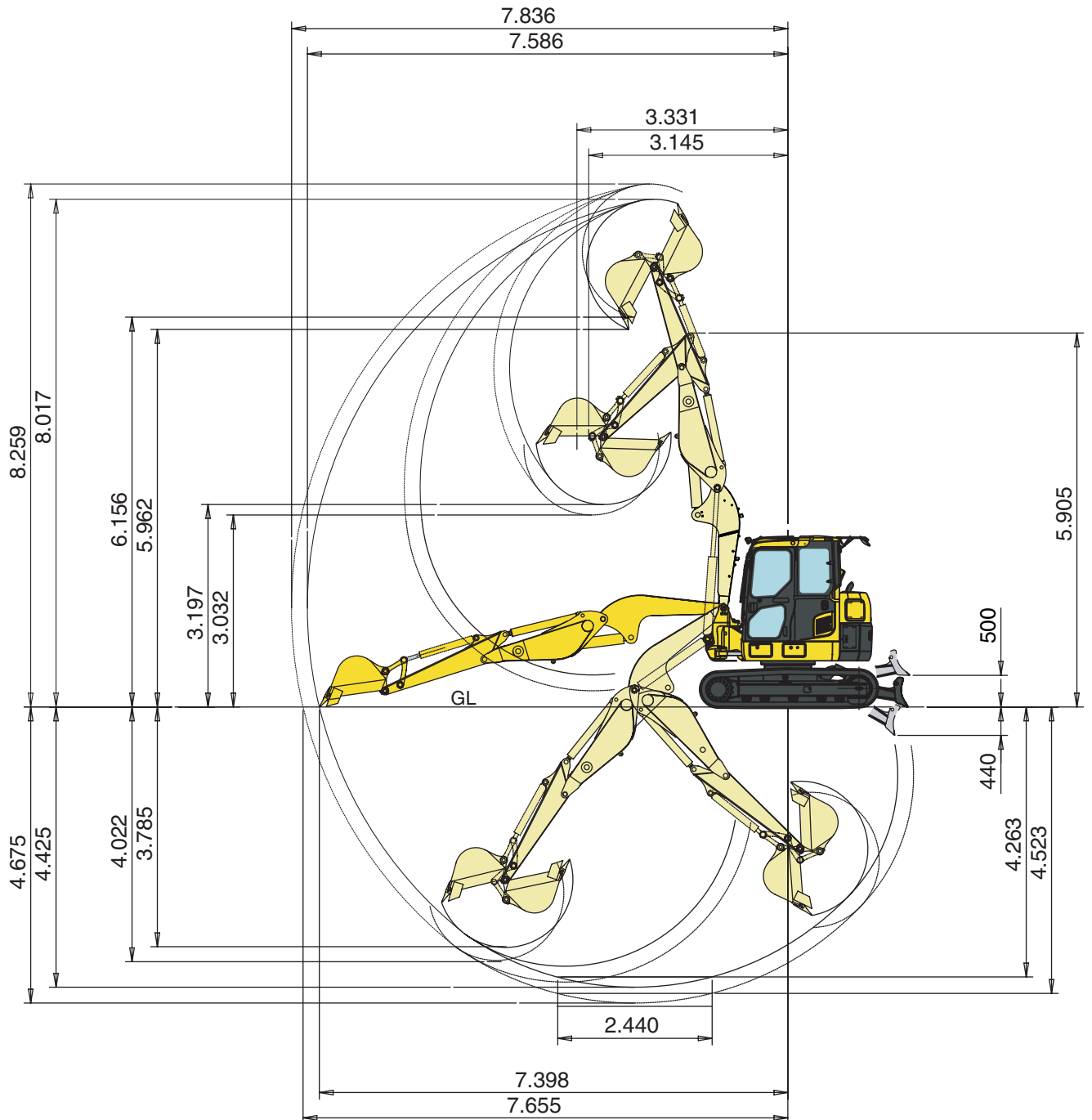
Arm length	A B	Additional counterweight	1,5 m		3,0 m		4,5 m			
1.650 mm	5,0 m	---	---	---	---	---	---	---	1.520	1.250
	3,0 m	---	---	---	---	---	1.560	1.280	980	790
	0 m	---	---	---	2.630	2.040	1.380	1.100	910	730
	-2,0 m	---	4.930*	4.930*	2.660	2.070	1.370	1.100	1.300	1.040
1.650 mm	5,0 m	+218 kg	---	---	---	---	---	---	1.520*	1.340
	3,0 m	+218 kg	---	---	---	---	1.680	1.380	1.060	870
	0 m	+218 kg	---	---	2.850	2.220	1.500	1.210	990	800
	-2,0 m	+218 kg	4.930*	4.930*	2.880	2.250	1.490	1.200	1.410	1.130
2.100 mm	5,0 m	---	---	---	---	---	---	---	1.270	1.040
	3,0 m	---	---	---	---	---	1.430*	1.290	860	690
	0 m	---	---	---	2.580	1.990	1.350	1.070	790	620
	-2,0 m	---	3.950*	3.950*	2.570	1.980	1.310	1.040	1.060	840
2.100 mm	5,0 m	+218 kg	---	---	---	---	---	---	1.310*	1.130
	3,0 m	+218 kg	---	---	---	---	1.430*	1.390	940	760
	0 m	+218 kg	---	---	2.800	2.170	1.470	1.180	870	690
	-2,0 m	+218 kg	3.950*	3.950*	2.780	2.160	1.430	1.140	1.160	930

Ratings are based on ISO standard 10567. Rated loads do not exceed 87% of hydraulic lift capacity or 75% of tipping load. Excavators used in object handling operations must comply with the related local regulations and must be equipped with hose burst valves (boom & arm) and an overload warning device in compliance with EN474-5.

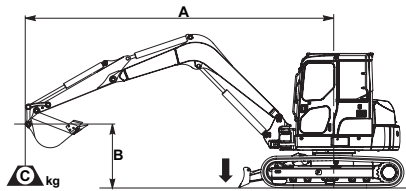
- The values marked with an asterisk (*) are limited by the hydraulic capacities
- Calculations are based on the machine resting on a uniform and firm surface
- The lifting point is a hypothetical hook placed behind the bucket.

Working Range

WORKING RANGE TWO-PIECE BOOM




LIFTING CAPACITY TWO-PIECE BOOM / WITH BLADE AT GROUND LEVEL




A – Reach from swing centre

B – Bucket hook height










C – Lifting capacities, including bucket (210 kg with 1.650 mm arm; 185 kg with 1.900 mm arm), bucket linkage and bucket cylinder

 – Rating over front










 – Rating over side

 – Rating at maximum reach

When removing bucket, linkage or cylinder, lifting capacities can be increased by their respective weights.

Arm length	A B	Additional counterweight	1,5 m		3,0 m		4,5 m			
										
1.650 mm	5,0 m	---	---	---	---	---	---	---	1.840*	760
	3,0 m	---	---	---	---	---	2.170*	1.130	1.650*	520
	0,0 m	---	---	---	---	---	2.980*	920	1.670*	500
	-2,0 m	---	---	---	3.890*	1.860	2.510*	950	1.500*	700
1.650 mm	5,0 m	+ 218 kg	---	---	---	---	---	---	1.840*	840
	3,0 m	+ 218 kg	---	---	---	---	2.170*	1.240	1.650*	590
	0,0 m	+ 218 kg	---	---	---	---	2.980*	1.030	1.670*	570
	-2,0 m	+ 218 kg	---	---	3.890*	2.040	2.510*	1.050	1.500*	780
1.900 mm	5,0 m	---	---	---	---	---	---	---	1.730*	690
	3,0 m	---	---	---	---	---	2.050*	1.150	1.520*	490
	0,0 m	---	---	---	---	---	2.960*	920	1.610*	460
	-2,0 m	---	---	---	4.110*	1.810	2.620*	920	1.480*	640
1.900 mm	5,0 m	+ 218 kg	---	---	---	---	---	---	1.730*	770
	3,0 m	+ 218 kg	---	---	---	---	2.050*	1.250	1.520*	550
	0,0 m	+ 218 kg	---	---	---	---	2.960*	1.020	1.610*	530
	-2,0 m	+ 218 kg	---	---	4.110*	1.990	2.620*	1.030	1.480*	710

LIFTING CAPACITY TWO-PIECE BOOM / WITH BLADE UP

Arm length	A B	Additional counterweight	1,5 m		3,0 m		4,5 m			
										
1.650 mm	5,0 m	---	---	---	---	---	---	---	960	760
	3,0 m	---	---	---	---	---	1.430	1.130	680	520
	0 m	---	---	---	---	---	1.200	920	660	500
	-2,0 m	---	---	---	2.460	1.860	1.230	950	900	700
1.650 mm	5,0 m	+218 kg	---	---	---	---	---	---	1.050	840
	3,0 m	+218 kg	---	---	---	---	1.540	1.240	750	590
	0 m	+218 kg	---	---	---	---	1.320	1.030	730	570
	-2,0 m	+218 kg	---	---	2.670	2.040	1.350	1.050	990	780
1.900 mm	5,0 m	---	---	---	---	---	---	---	880	690
	3,0 m	---	---	---	---	---	1.440	1.150	640	490
	0 m	---	---	---	---	---	1.200	920	620	460
	-2,0 m	---	---	---	2.410	1.810	1.200	920	820	640
1.900 mm	5,0 m	+218 kg	---	---	---	---	---	---	970	770
	3,0 m	+218 kg	---	---	---	---	1.560	1.250	710	550
	0 m	+218 kg	---	---	---	---	1.310	1.020	690	530
	-2,0 m	+218 kg	---	---	2.620	1.990	1.320	1.030	910	710

Ratings are based on ISO standard 10567. Rated loads do not exceed 87% of hydraulic lift capacity or 75% of tipping load. Excavators used in object handling operations must comply with the related local regulations and must be equipped with hose burst valves (boom & arm) and an overload warning device in compliance with EN474-5.

- The values marked with an asterisk (*) are limited by the hydraulic capacities
- Calculations are based on the machine resting on a uniform and firm surface
- The lifting point is a hypothetical hook placed behind the bucket.

Midi-Excavator

PC88MR-8

Standard and Optional Equipment

ENGINE

Komatsu SAA4D95LE-5 common rail, multi injection, water cooled, turbocharged diesel engine, EU Stage IIIA/EPA Tier III compliant	●
Alternator 24 V / 60 A	●

UNDERCARRIAGE

450 mm steel shoes	●
600 mm steel shoes	○
450 mm rubber shoes	○
450 mm road liner shoes	○
Track roller guard	○

HYDRAULIC SYSTEM

5-working mode selection system; Power mode, economy mode, breaker mode, attachment mode and lifting mode	●
One additional 2-way full-flow service valve with hydraulic line for attachment on boom and arm (HCU-A)	●
Additional auxiliary hydraulic circuit (HCU-B)	●
Relieve valve on service spool	●
2nd auxiliary hydraulic circuit (HCU-C) + preparation for hydraulic quick-coupler	○

LIGHTING SYSTEM

Working light on boom	●
Front working light on cab	○
4 front working lights on cab	○
Rear working light on cab	○
Additional working light on boom	○

CAB

Automatic air conditioner	●
Adjustable seat with safety belt	●
Large multi-lingual LCD monitor	●
Radio pre-setting	●
12 V electric plug	●
Radio	○

SERVICE AND MAINTENANCE

Equipment Management and Monitoring System (EMMS)	●
Double-element air filter	●
KOMTRAX™ - Komatsu satellite monitoring system	●
Refuelling pump	○

SAFETY EQUIPMENT

Overload warning device	●
Travel acoustic alarm	●
Horn	●
Rear-view mirrors (left side, rear)	●
Hose burst valve on boom cylinder	●
Arm safety valve	●
Rotating beacon	○
Bucket linkage with lifting hook	○

ATTACHMENTS

2.320 mm blade	●
Bucket range (350 - 750 mm)	○
1.500 mm ditch cleaning bucket	○
1.650 mm ditch digging bucket (52°)	○

OTHER EQUIPMENT

Mono boom with cylinder protection	●
1.650 mm digging arm	●
Automatic 2-speed travel	●
Auto deceleration	●
Proportional roll switch on joystick for equipment circuit	●
Two-piece boom (with positioner)	○
2.100 mm digging arm (for mono boom)	○
1.900 mm digging arm (for two-piece boom)	○
Additional counterweight (218 kg)	○

Further work equipment, accessories and special application arrangements on request

Other attachments on request

- standard equipment
- optional equipment

Your Komatsu partner:

KOMATSU

**Komatsu Europe
International NV**
Mechelsesteenweg 586
B-1800 VILVOORDE (BELGIUM)
Tel. +32-2-255 24 11
Fax +32-2-252 19 81
www.komatsu.eu