

Specifications

ENGINE

Model	Komatsu SAA6D107E-2
Type.....	Common rail direct injection, water-cooled, emissionised, turbocharged, after-cooled diesel
Engine power	
at rated engine speed	2.000 rpm
ISO 14396	123 kW / 165 HP
ISO 9249 (net engine power)	118 kW / 158 HP
No. of cylinders	6
Bore x stroke.....	107 x 124 mm
Displacement.....	6,69 ltr
Batteries	2 x 12 V/155 Ah
Alternator.....	24 V/60 A
Starter motor	24 V/5,5 kW
Air filter type	Double element type with monitor panel dust indicator and auto dust evacuator
Cooling	Suction type cooling fan with radiator fly screen

HYDRAULIC SYSTEM

Type.....	HydraMind. Closed-centre system with load sensing and pressure compensation valves
Additional circuits.....	Depending on the specification up to 2 additional proportional control & quick coupler circuits can be installed
Main pump	Variable displacement piston pump supplying boom, arm, bucket, swing and travel circuits
Maximum pump flow.....	288,4 ltr/min
Relief valve settings	
Implement	380 bar
Travel.....	420 bar
Swing.....	290 bar
Pilot circuit.....	36 bar

BRAKE SYSTEM

Type.....	Dual circuit hydraulic braking system supplied from a separate gear pump
Service brakes.....	Pedal actuated wet multi-disc brakes integrated into the axle hubs
Parking brake	Electrically actuated wet multi-disc "spring actuation hydraulic release" brake integrated into the transmission

ENVIRONMENT

Engine emissions	Fully complies with EU Stage IIIB and EPA Tier 4 interim exhaust emission regulations
Noise levels	
LwA external	101 dB(A) (2000/14/EC Stage II)
LpA operator ear.....	71 dB(A) (ISO 6396 dynamic test)
Vibration levels (EN 12096:1997)*	
Hand/arm.....	≤ 2,5 m/s ² (uncertainty K = 0,495 m/s ²)
Body	≤ 0,5 m/s ² (uncertainty K = 0,16 m/s ²)

* for the purpose of risk assessment under directive 2002/44/EC, please refer to ISO/TR 25398:2006.

SWING SYSTEM

Type.....	Axial piston motor driving through planetary double reduction gearbox
Swing lock	Electrically actuated wet multi-disc brake integrated into swing motor
Swing speed.....	0 - 11,5 rpm
Swing torque	43 kNm

TRANSMISSION

Type.....	Fully automatic power shift transmission with permanent 4 wheel drive
Travel motors.....	One variable displacement axial piston motor
Maximum pressure.....	380 bar
Travel modes	Automatic + 3 travel modes
Max. travel speeds	
Hi / Lo / Creep	35,0 / 9,2 / 2,5 km/h
A max. speed restriction of 20 km/h is available as an option.	
Maximum drawbar pull.....	10.900 kg
Axle oscillation.....	10° Lockable in any position from the operator cab.

STEERING SYSTEM

Steering control	Hydraulic steering system supplied from a separate gear pump and controlled through LS orbitrol & priority valves
Minimum turning radius.....	6.800 mm (to center of outer wheel)

SERVICE REFILL CAPACITIES

Fuel tank.....	328 ltr
Radiator	12,62 ltr
Engine oil.....	23,1 ltr
Swing drive.....	5,5 ltr
Hydraulic tank	167 ltr
Transmission.....	4,85 ltr
Front differential	11,5 ltr
Rear differential	9,5 ltr
Front axle hub	2,85 ltr
Rear axle hub	2,0 ltr
Swing pinion grease bath amount.....	10,5 ltr

OPERATING WEIGHT (APPR.)

Undercarriage attachment type	Mono boom	Two-piece boom
Without	16.680 kg	16.875 kg
Rear blade	17.510 kg	17.705 kg
Rear outrigger	17.710 kg	17.905 kg
2 outriggers + blade	18.540 kg	18.730 kg
4 outriggers	18.740 kg	18.930 kg

Operating weight, including specified work equipment, 2.600 mm arm, 2.550 mm undercarriage, operator, lubricant, coolant, full fuel tank and the standard equipment.
Weights are without bucket.

MAX. BUCKET CAPACITY AND WEIGHT

Arm length	Mono boom		
	2,25 m	2,6 m	2,9 m
Material weight up to 1,2 t/m ³	1,13 m ³ 675 kg	1,04 m ³ 645 kg	0,94 m ³ 615 kg
Material weight up to 1,5 t/m ³	0,94 m ³ 615 kg	0,85 m ³ 585 kg	0,75 m ³ 525 kg
Material weight up to 1,8 t/m ³	0,85 m ³ 585 kg	0,75 m ³ 525 kg	0,66 m ³ 495 kg
Arm length	Two-piece boom		
	2,25 m	2,6 m	2,9 m
Material weight up to 1,2 t/m ³	1,13 m ³ 675 kg	1,04 m ³ 645 kg	0,94 m ³ 615 kg
Material weight up to 1,5 t/m ³	0,94 m ³ 615 kg	0,85 m ³ 585 kg	0,75 m ³ 525 kg
Material weight up to 1,8 t/m ³	0,85 m ³ 585 kg	0,75 m ³ 525 kg	0,66 m ³ 495 kg

Max. capacity and weight have been calculated according to ISO 10567:2007.

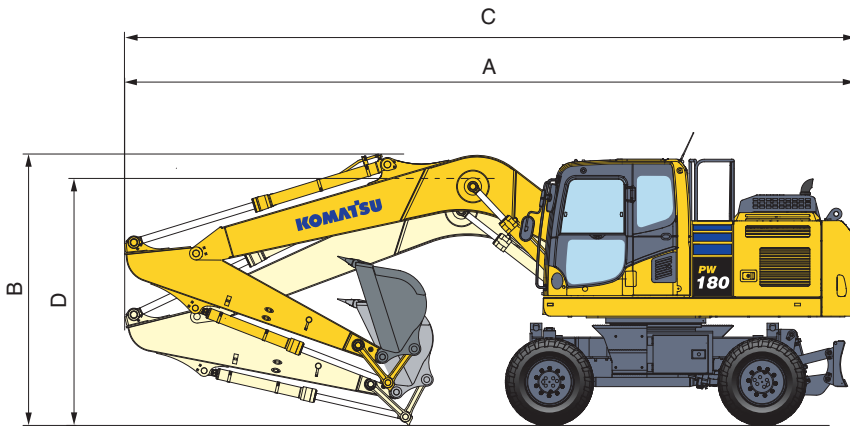
Please consult with your distributor for the correct selection of buckets and attachments to suit the application.

BUCKET AND ARM FORCE

Arm length	2,25 m	2,6 m	2,9 m
Bucket digging force	10.200 kg (115 kN)	10.200 kg (115 kN)	10.200 kg (115 kN)
Bucket digging force at PowerMax	12.500 kg (123 kN)	12.500 kg (123 kN)	12.500 kg (123 kN)
Arm crowd force	9.100 kg (89 kN)	8.200 kg (80 kN)	7.600 kg (74 kN)
Arm crowd force at PowerMax	9.700 kg (95 kN)	9.000 kg (88 kN)	8.100 kg (79 kN)

Dimensions

MONO BOOM



Driving position

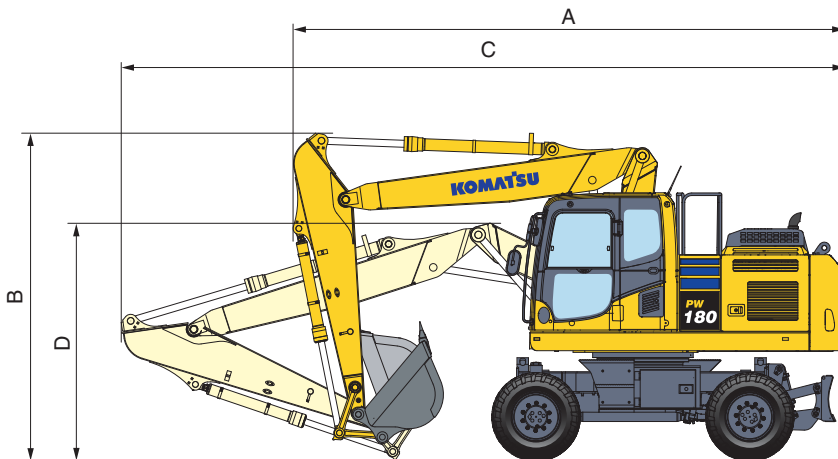
Arm length	A	B
2,25 m	8.935 mm	3.450 mm
2,6 m	8.935 mm	3.450 mm
2,9 m *	8.935 mm	3.450 mm

Transport position

Arm length	C	D
2,25 m	8.970 mm	3.025 mm
2,6 m	8.970 mm	3.040 mm
2,9 m	8.985 mm	3.130 mm

* Driving position without bucket

TWO-PIECE BOOM



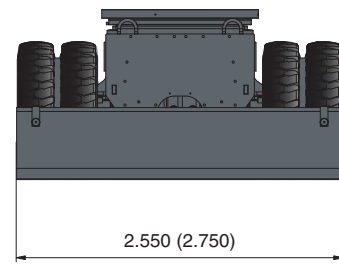
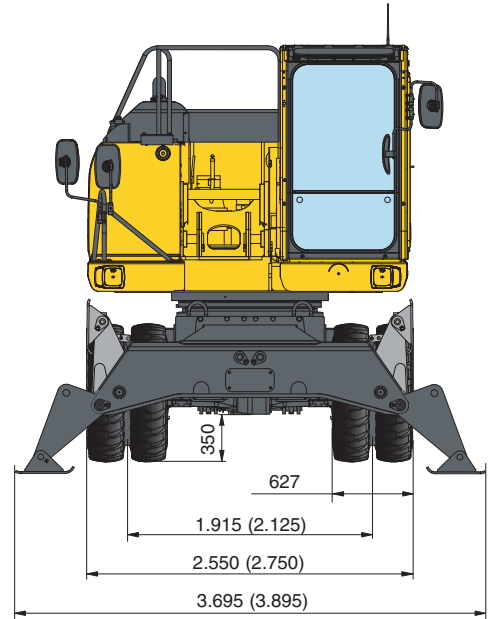
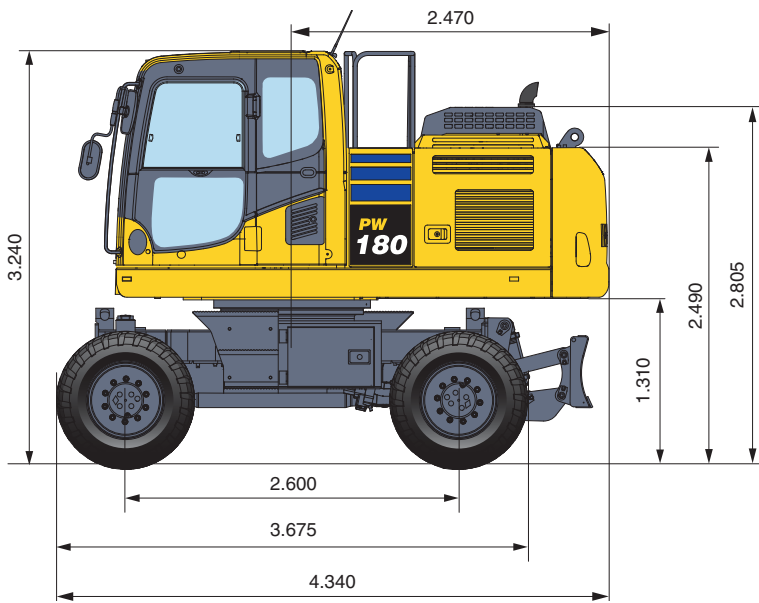
Driving position

Arm length	A	B
2,25 m	6.750 mm	3.925 mm
2,6 m	6.675 mm	3.925 mm
2,9 m *	6.720 mm	3.925 mm

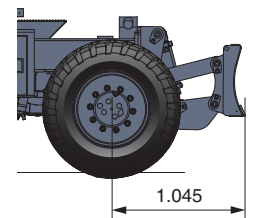
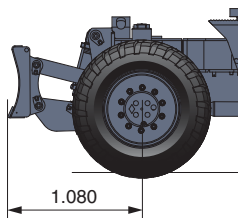
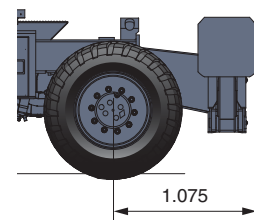
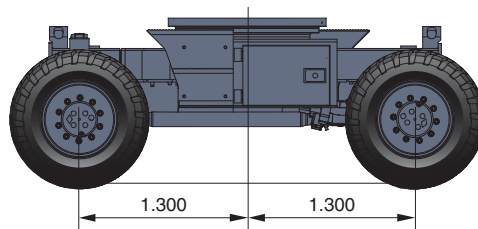
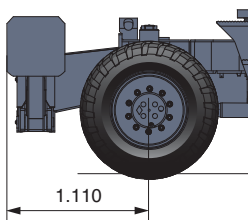
Transport position

Arm length	C	D
2,25 m	8.910 mm	2.775 mm
2,6 m	8.905 mm	2.855 mm
2,9 m	8.880 mm	3.030 mm

* Driving position without bucket

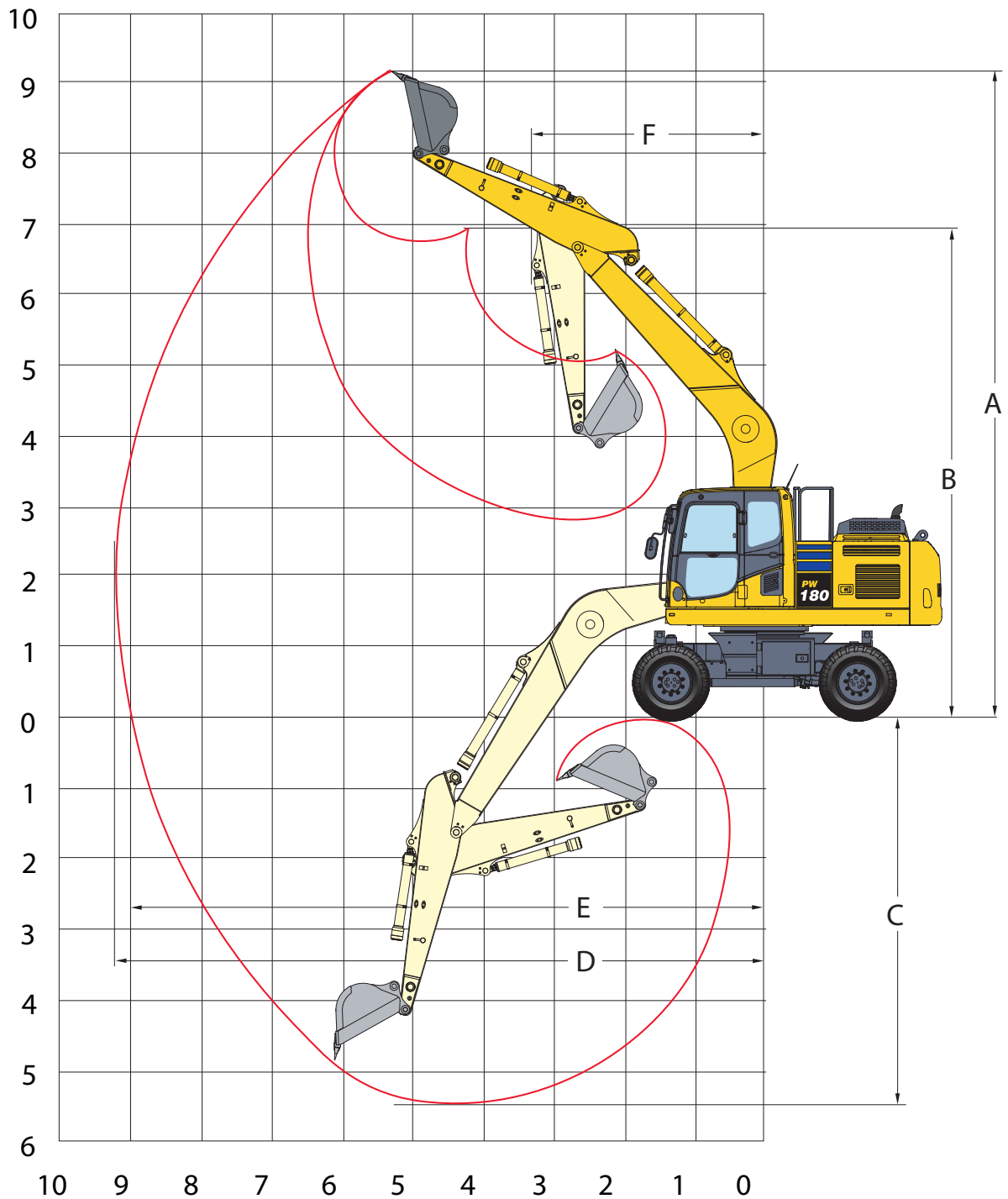


(): Figures for 2,75 m undercarriage



Working Range

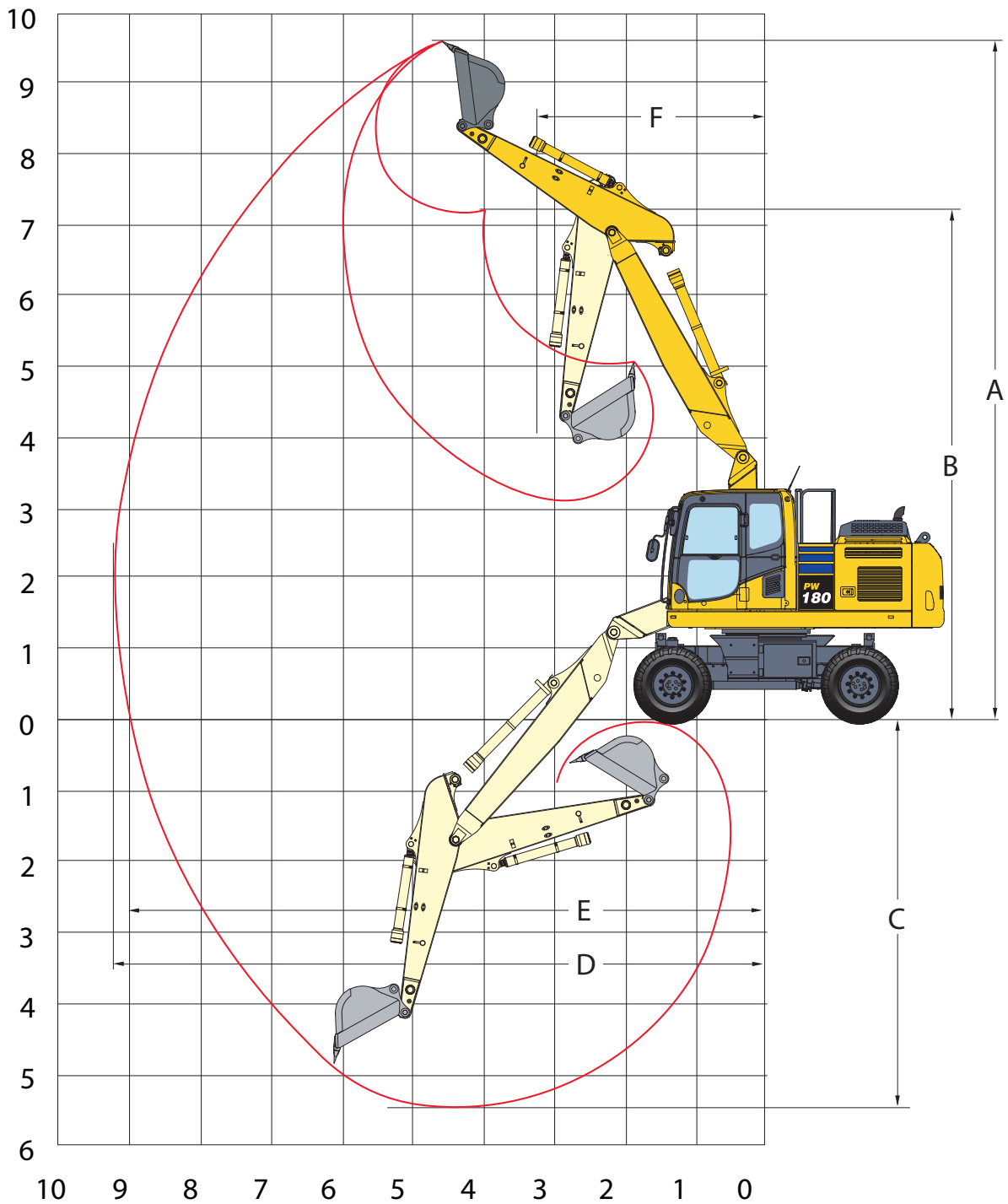
MONO BOOM



ARM LENGTH	2,25 m	2,6 m	2,9 m
A Max. digging height	9.458 mm	9.562 mm	9.756 mm
B Max. dumping height	6.915 mm	7.064 mm	7.236 mm
C Max. digging depth	5.321 mm	5.676 mm	5.966 mm
D Max. digging reach	9.061 mm	9.345 mm	9.929 mm
E Max. digging reach at ground level	8.876 mm	9.170 mm	9.759 mm
F Min. swing radius	3.543 mm	3.829 mm	4.057 mm



TWO-PIECE BOOM




ARM LENGTH	2,25 m	2,6 m	2,9 m
A Max. digging height	9.942 mm	10.129 mm	10.350 mm
B Max. dumping height	7.283 mm	7.489 mm	7.709 mm
C Max. digging depth	5.400 mm	5.742 mm	6.044 mm
D Max. digging reach	9.080 mm	9.401 mm	9.683 mm
E Max. digging reach at ground level	8.907 mm	9.227 mm	9.509 mm
F Min. swing radius	3.065 mm	3.311 mm	3.511 mm


Lifting Capacity

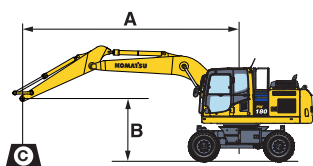
Mono boom / undercarriage width 2,55 m

Arm length	A B	7,5 m		6,0 m		4,5 m		3,0 m		1,5 m		
 Without stabilizer	2,25 m	7,5 m kg	*3.350	*3.350				*5.150	4.800			
		6,0 m kg	*3.000	2.450			4.100	3.000	*5.600	4.800		
		4,5 m kg	2.800	2.000	2.800	2.000	4.000	2.900	6.300	4.500	*8.150	*8.150
		3,0 m kg	2.500	1.800	2.700	1.950	3.800	2.750	5.850	4.150		
		1,5 m kg	2.400	1.700	2.650	1.900	3.650	2.550	5.450	3.800		
		0,0 m kg	2.400	1.750	2.550	1.800	3.450	2.450	5.250	3.600		
		- 1,5 m kg	2.650	1.900			3.400	2.400	5.200	3.550	*9.100	6.400
		- 3,0 m kg	3.200	2.350			3.450	2.450	5.250	3.600	*8.500	6.550
		- 4,5 m kg										
	2,6 m	7,5 m kg	*2.750	*2.750								
		6,0 m kg	*2.550	2.250			4.150	3.050				
		4,5 m kg	*2.450	1.850	2.800	2.000	4.050	2.950	*6.050	4.600		
		3,0 m kg	2.350	1.650	2.700	1.950	3.850	2.750	5.900	4.200		
		1,5 m kg	2.250	1.600	2.600	1.850	3.600	2.550	5.450	3.800		
		0,0 m kg	2.250	1.600	2.550	1.800	3.450	2.400	5.200	3.550	*5.600	*5.600
		- 1,5 m kg	2.450	1.750	2.550	1.750	3.400	2.400	5.100	3.450	*8.950	6.300
		- 3,0 m kg	2.900	2.100			3.350	2.400	5.150	3.500	*9.450	6.400
		- 4,5 m kg										
	2,9 m	7,5 m kg	*2.350	*2.350			*3.000	*3.000				
		6,0 m kg	*2.150	2.050			4.100	3.000				
		4,5 m kg	*2.100	1.700	2.750	1.950	4.000	2.900	*5.050	4.600		
		3,0 m kg	*2.150	1.500	2.650	1.900	3.800	2.700	5.950	4.200	11.600	7.700
		1,5 m kg	2.100	1.450	2.550	1.800	3.600	2.550	5.500	3.800		
		0,0 m kg	2.100	1.500	2.450	1.700	3.400	2.400	5.200	3.550	*5.750	*5.750
		- 1,5 m kg	2.250	1.600	2.400	1.650	3.350	2.300	5.100	3.450	*8.500	6.200
		- 3,0 m kg	2.700	1.900			3.350	2.300	5.100	3.450	10.050	6.300
		- 4,5 m kg	*4.150	3.000					*4.800	3.600		
 Front or rear blade	2,25 m	7,5 m kg	*3.350	*3.350				*5.150	*5.200			
		6,0 m kg	*3.000	2.850			4.500	3.450	*5.600	5.450		
		4,5 m kg	*2.900	2.350	*2.900	2.350	4.450	3.350	6.900	5.200	*8.150	*8.150
		3,0 m kg	2.800	2.100	3.050	2.250	4.050	3.150	6.450	4.800		
		1,5 m kg	2.700	2.000	3.000	2.200	4.050	3.000	6.100	4.400		
		0,0 m kg	2.750	2.050	2.900	2.150	3.900	2.850	5.850	4.200		
		- 1,5 m kg	3.000	2.250			3.900	2.850	5.800	4.200	*9.100	7.650
		- 3,0 m kg	3.700	2.700			3.900	2.850	5.850	4.200	*8.500	7.800
		- 4,5 m kg										
	2,6 m	7,5 m kg	*2.750	*2.750								
		6,0 m kg	*2.550	*2.550			*4.500	3.450				
		4,5 m kg	*2.450	2.150	3.100	2.350	4.450	3.350	*6.050	5.250		
		3,0 m kg	*2.550	1.950	2.950	2.250	4.250	3.150	6.550	4.800		
		1,5 m kg	2.550	1.850	2.950	2.150	4.050	3.000	6.100	4.400		
		0,0 m kg	2.550	1.900	2.850	2.100	3.900	2.850	5.850	4.200	*5.600	*5.600
		- 1,5 m kg	2.800	2.050	2.850	2.100	3.800	2.800	5.750	4.100	*8.950	7.500
		- 3,0 m kg	3.350	2.450			3.850	2.800	5.800	4.150	*9.450	7.650
		- 4,5 m kg										
	2,9 m	7,5 m kg	*2.350	*2.350			*3.000	*3.000				
		6,0 m kg	*2.150	*2.200			*4.100	3.450				
		4,5 m kg	*2.100	2.000	2.950	2.300	4.400	3.300	*5.050	*5.050		
		3,0 m kg	*2.150	1.800	3.000	2.250	4.200	3.150	6.550	4.850	*12.050	9.000
		1,5 m kg	*2.300	1.700	2.900	2.100	3.800	2.950	6.100	4.450		
		0,0 m kg	2.400	1.750	2.700	2.050	3.850	2.800	5.800	4.150	*5.750	*5.750
		- 1,5 m kg	2.600	1.900	2.750	2.000	3.750	2.700	5.700	4.050	*8.500	7.400
		- 3,0 m kg	3.050	2.250			3.550	2.700	5.700	4.050	*10.250	7.550
		- 4,5 m kg	*4.150	3.550					*4.800	4.200		
 Rear outrigger	2,25 m	7,5 m kg	*3.350	*3.350				*5.150	*5.150			
		6,0 m kg	*3.000	*3.000			4.650	4.150	*5.600	*5.600		
		4,5 m kg	*2.900	2.850	*2.900	2.850	4.550	4.050	7.100	6.300	*8.150	*8.150
		3,0 m kg	2.900	2.550	3.150	2.800	4.350	3.900	6.650	5.850		
		1,5 m kg	2.800	2.450	3.050	2.700	4.200	3.700	6.300	5.450		
		0,0 m kg	2.850	2.500	3.000	2.650	4.050	3.550	6.050	5.250		
		- 1,5 m kg	3.150	2.750			4.000	3.500	6.000	5.200	*9.100	*9.100
		- 3,0 m kg	3.800	3.350			4.050	3.550	6.050	5.250	*8.500	*8.500
		- 4,5 m kg										
	2,6 m	7,5 m kg	*2.750	*2.750								
		6,0 m kg	*2.550	*2.550			*4.500	4.200				
		4,5 m kg	*2.450	*2.500	3.050	2.850	4.550	4.050	*6.050	*6.000		
		3,0 m kg	*2.550	2.400	3.150	2.750	4.350	3.900	6.750	5.900		
		1,5 m kg	2.650	2.300	3.000	2.700	4.200	3.650	6.300	5.500		
		0,0 m kg	2.700	2.350	2.950	2.600	4.050	3.500	6.000	5.250	*5.600	*5.600
		- 1,5 m kg	2.900	2.550	2.950	2.550	3.950	3.450	5.900	5.100	*8.950	*8.950
		- 3,0 m kg	3.450	3.000			3.950	3.450	5.950	5.150	*9.450	*9.450
		- 4,5 m kg										
	2,9 m	7,5 m kg	*2.350	*2.350			*3.000	*3.000				
		6,0 m kg	*2.150	*2.150			*4.100	*4.100				
		4,5 m kg	*2.100	*2.100	3.100	2.800	4.350	4.050	*5.050	*5.050		
		3,0 m kg	*2.150	*2.150	3.100	2.700	4.350	3.850	6.750	5.950	*12.050	11.300
		1,5 m kg	*2.300	2.150	3.000	2.600	4.150	3.600	6.300	5.500		
		0,0 m kg	2.500	2.150	2.900	2.550	4.000	3.450	6.000	5.200	*5.750	*5.750
		- 1,5 m kg	2.700	2.350	2.850	2.500	3.900	3.400	5.850	5.100	*8.500	*8.500
		- 3,0 m kg	3.150	2.750			3.900	3.400	5.850	5.100	*10.250	9.750
		- 4,5 m kg	*4.150	*4.150					*4.800	*4.800		



Arm length	A	⊗		7,5 m		6,0 m		4,5 m		3,0 m		1,5 m	
		⊗	⊗	⊗	⊗	⊗	⊗	⊗	⊗	⊗	⊗	⊗	⊗
 <p>Outrigger + blade</p>	2,25 m	7,5 m	kg	*3.350	*3.350					*5.150	*5.150		
		6,0 m	kg	*3.000	*3.000			*5.000	*5.000	*5.600	*5.600		
		4,5 m	kg	*2.900	*2.900	*2.900	*2.900	*6.050	5.050	*7.250	*7.250	*8.150	*8.150
		3,0 m	kg	*2.950	*2.950	*5.000	3.450	*6.550	4.850	*8.600	7.500		
		1,5 m	kg	*3.100	3.100	*5.500	3.400	*6.950	4.650	*9.550	7.050		
		0,0 m	kg	*3.450	3.150	*5.300	3.300	*7.000	4.500	*9.450	6.850		
		- 1,5 m	kg	*4.150	3.450			*6.400	4.500	*8.600	6.800	*9.100	*9.100
		- 3,0 m	kg	*4.150	*4.150			*4.700	4.500	*6.700	*6.700	*8.500	*8.500
		- 4,5 m	kg										
	2,6 m	7,5 m	kg	*2.750	*2.750								
		6,0 m	kg	*2.550	*2.550			*4.500	*4.500				
		4,5 m	kg	*2.450	*2.450	*3.600	3.550	*5.550	5.050	*6.050	*6.050		
		3,0 m	kg	*2.550	*2.550	*4.950	3.450	*6.350	4.850	*8.250	7.550		
		1,5 m	kg	*2.700	*2.700	*5.450	3.350	*6.800	4.650	*9.300	7.100		
		0,0 m	kg	*3.050	3.000	*5.350	3.300	*6.950	4.500	*9.550	6.800	*5.600	*5.600
		- 1,5 m	kg	*3.600	3.250	*4.150	3.300	*6.500	4.400	*8.750	6.750	*8.950	*8.950
		- 3,0 m	kg	*4.250	3.900			*5.200	4.450	*7.150	6.750	*9.450	*9.450
		- 4,5 m	kg										
	2,9 m	7,5 m	kg	*2.350	*2.350			*3.000	*3.000				
		6,0 m	kg	*2.150	*2.150			*4.100	*4.100				
		4,5 m	kg	*2.100	*2.100	*3.700	3.500	*4.900	*4.900	*5.050	*5.050		
		3,0 m	kg	*2.150	*2.150	*4.700	3.450	*6.100	4.850	*7.800	7.650	*12.050	*12.050
		1,5 m	kg	*2.300	*2.300	*5.350	3.300	*6.650	4.650	*9.100	7.100		
		0,0 m	kg	*2.600	*2.600	*5.350	3.250	*6.850	4.450	*9.450	6.800	*5.750	*5.750
		- 1,5 m	kg	*3.050	3.000	*4.850	3.200	*6.550	4.350	*8.950	6.650	*8.500	*8.500
		- 3,0 m	kg	*4.050	3.550			*5.500	4.350	*7.550	6.700	*10.250	*10.250
		- 4,5 m	kg	*4.150	*4.150					*4.800	*4.800		


 <p>Outrigger front + rear</p>	2,25 m	7,5 m	kg	*3.350	*3.350					*5.150	*5.150		
		6,0 m	kg	*3.000	*3.000			*5.000	*5.000	*5.600	*5.600		
		4,5 m	kg	*2.900	*2.900	*2.900	*2.900	*6.050	*6.050	*7.250	*7.250	*8.150	*8.150
		3,0 m	kg	*2.950	*2.950	*5.000	3.950	*6.550	6.000	*8.600	*8.600		
		1,5 m	kg	*3.100	*3.100	*5.500	4.150	*6.950	5.750	*9.550	9.000		
		0,0 m	kg	*3.450	*3.450	*5.300	3.800	*7.000	5.600	*9.450	8.750		
		- 1,5 m	kg	*4.150	*4.150			*6.400	5.550	*8.600	*8.600	*9.100	*9.100
		- 3,0 m	kg	*4.150	*4.150			*4.700	*4.700	*6.700	*6.700	*8.500	*8.500
		- 4,5 m	kg										
	2,6 m	7,5 m	kg	*2.750	*2.750								
		6,0 m	kg	*2.550	*2.550			*4.500	*4.500				
		4,5 m	kg	*2.450	*2.450	*3.600	*3.600	*5.550	*5.550	*6.050	*6.050		
		3,0 m	kg	*2.550	*2.550	*4.950	4.200	*6.350	6.000	*8.250	*8.250		
		1,5 m	kg	*2.700	*2.700	*5.450	3.850	*6.800	5.750	*9.300	9.000		
		0,0 m	kg	*3.050	*3.050	*5.350	4.050	*6.950	5.550	*9.550	8.700	*5.600	*5.600
		- 1,5 m	kg	*3.600	*3.600	*4.150	4.050	*6.500	5.500	*8.750	8.600	*8.950	*8.950
		- 3,0 m	kg	*4.250	*4.250			*5.200	*5.200	*7.150	*7.150	*9.450	*9.450
		- 4,5 m	kg										
	2,9 m	7,5 m	kg	*2.350	*2.350			*3.000	*3.000				
		6,0 m	kg	*2.150	*2.150			*4.100	*4.100				
		4,5 m	kg	*2.100	*2.100	*3.700	*3.700	*4.900	*4.900	*5.050	*5.050		
		3,0 m	kg	*2.150	*2.150	*4.700	4.200	*6.100	5.950	*7.800	*7.800	*12.050	*12.050
		1,5 m	kg	*2.300	*2.300	*5.350	4.050	*6.650	5.700	*9.100	9.050		
		0,0 m	kg	*2.600	*2.600	*5.350	4.000	*6.850	5.550	*9.450	8.700	*5.750	*5.750
		- 1,5 m	kg	*3.050	*3.050	*4.850	3.950	*6.550	5.450	*8.950	8.550	*8.500	*8.500
		- 3,0 m	kg	*4.050	*4.050			*5.500	5.450	*7.550	*7.550	*10.250	*10.250
		- 4,5 m	kg	*4.150	*4.150					*4.800	*4.800		



- A – Reach from swing center
- B – Bucket hook height
- C – Lifting capacities, including bucket linkage (120 kg) and bucket cylinder (109 kg)




When removing linkage or cylinder, lifting capacities can be increased by their respective weights.

* Load is limited by hydraulic capacity rather than tipping. Ratings are based on SAE Standard No. J1097. Rated loads do not exceed 87% of hydraulic lift capacity or 75% of tipping load.


-  – Rating over front
-  – Rating over side
-  – Rating at maximum reach


Lifting Capacity

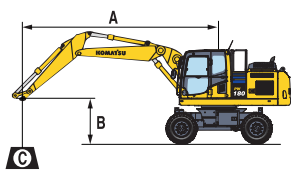
Two-piece boom / undercarriage width 2,55 m

Arm length	A B	7,5 m		6,0 m		4,5 m		3,0 m		1,5 m		
 Without stabilizer	2,25 m	7,5 m kg	*3.650	3.400				*5.450	4.800			
		6,0 m kg	*3.150	2.400			4.100	3.000	*5.400	4.800		
		4,5 m kg	2.750	2.000	2.800	2.050	4.050	2.950	6.300	4.550	*6.350	*6.350
		3,0 m kg	2.550	1.800	2.750	1.950	3.850	2.800	5.900	4.200		
		1,5 m kg	2.400	1.750	2.700	1.950	3.700	2.600	5.550	3.800		
		0,0 m kg	2.450	1.800	2.650	1.850	3.600	2.550	5.350	3.650		
	- 1,5 m kg	2.650	1.950			3.450	2.450	5.300	3.600	*8.250	6.600	
	- 3,0 m kg											
	- 4,5 m kg											
	2,6 m	7,5 m kg	*3.000	*3.000								
		6,0 m kg	*2.700	2.200			4.150	3.000				
		4,5 m kg	*2.550	1.850	2.800	2.050	4.050	2.950	*5.400	4.600		
		3,0 m kg	2.350	1.650	2.700	1.950	3.850	2.800	5.950	4.200		
		1,5 m kg	2.200	1.600	2.650	1.900	3.650	2.550	5.550	3.850		
		0,0 m kg	2.300	1.650	2.600	1.800	3.500	2.450	5.300	3.600		
	- 1,5 m kg	2.500	1.800	2.550	1.800	3.450	2.400	5.250	3.550	*8.150	6.450	
	- 3,0 m kg	3.250	2.250			3.500	2.450	5.250	3.600			
	- 4,5 m kg											
2,9 m	7,5 m kg	*2.550	*2.550			*3.450	3.000					
	6,0 m kg	*2.300	2.000			4.100	3.000					
	4,5 m kg	*2.200	1.650	2.750	1.950	4.000	2.900	*4.550	*4.550			
	3,0 m kg	2.150	1.500	2.700	1.950	3.800	2.750	6.000	4.200			
	1,5 m kg	2.100	1.450	2.600	1.800	3.600	2.550	5.550	3.850			
	0,0 m kg	2.150	1.500	2.450	1.750	3.450	2.400	5.250	3.600	*4.900	*4.900	
- 1,5 m kg	2.300	1.650	2.500	1.750	3.400	2.350	5.150	3.500	*7.700	6.350		
- 3,0 m kg	2.800	1.950			3.450	2.350	5.200	3.550				
- 4,5 m kg												
 Front or rear blade	2,25 m	7,5 m kg	*3.650	*3.650				*5.450	5.450			
		6,0 m kg	*3.150	2.800			4.500	3.450	*5.400	*5.350		
		4,5 m kg	2.950	2.300	3.150	2.350	4.450	3.350	*6.500	5.200	*6.350	*6.350
		3,0 m kg	2.850	2.100	2.900	2.300	4.300	3.200	6.500	4.800		
		1,5 m kg	2.700	2.000	3.000	2.250	4.100	3.050	6.150	4.500		
		0,0 m kg	2.800	2.100	2.800	2.200	4.000	2.950	6.000	4.300		
	- 1,5 m kg	3.100	2.250			3.950	2.900	5.950	4.250	*8.250	7.850	
	- 3,0 m kg											
	- 4,5 m kg											
	2,6 m	7,5 m kg	*3.000	*3.000								
		6,0 m kg	*2.700	2.550			4.550	3.450				
		4,5 m kg	*2.550	2.150	3.150	2.350	4.450	3.350	*5.400	5.250		
		3,0 m kg	*2.550	1.950	3.050	2.250	4.250	3.200	6.600	4.850		
		1,5 m kg	2.550	1.900	3.000	2.200	4.100	3.000	6.150	4.500		
		0,0 m kg	2.600	1.950	2.900	2.150	3.950	2.900	5.900	4.250		
	- 1,5 m kg	2.850	2.100	2.900	2.100	3.900	2.850	5.850	4.200	*8.150	7.700	
	- 3,0 m kg	3.600	2.700			3.950	2.850	5.900	4.200			
	- 4,5 m kg											
2,9 m	7,5 m kg	*2.550	*2.550			*3.450	3.450					
	6,0 m kg	*2.300	*2.300			*4.150	3.450					
	4,5 m kg	*2.200	1.950	3.000	2.300	4.450	3.300	*4.550	*4.550			
	3,0 m kg	*2.200	1.800	3.000	2.250	4.250	3.150	6.600	4.850			
	1,5 m kg	*2.300	1.750	2.900	2.150	4.050	3.000	6.150	4.500			
	0,0 m kg	2.400	1.750	2.850	2.100	3.900	2.850	5.900	4.200	*4.900	*4.900	
- 1,5 m kg	2.650	1.900	2.850	2.050	3.850	2.800	5.800	4.150	*7.700	7.650		
- 3,0 m kg		2.300			3.850	2.800		4.150				
- 4,5 m kg												
 Rear outrigger	2,25 m	7,5 m kg	*3.650	*3.600				*5.450	*5.450			
		6,0 m kg	*3.150	*3.150			4.650	4.150	*5.400	*5.350		
		4,5 m kg	*3.000	2.850	3.200	2.850	4.550	4.050	*6.500	6.300	*6.350	*6.350
		3,0 m kg	2.900	2.550	3.050	2.800	4.400	3.900	6.700	5.900		
		1,5 m kg	2.850	2.500	3.100	2.700	4.200	3.750	6.300	5.550		
		0,0 m kg	2.900	2.550	3.050	2.700	4.100	3.600	6.150	5.350		
	- 1,5 m kg	3.150	2.800			4.050	3.600	6.100	5.300	*8.250	*8.250	
	- 3,0 m kg											
	- 4,5 m kg											
	2,6 m	7,5 m kg	*3.000	*3.000								
		6,0 m kg	*2.700	*2.650			*4.650	4.150				
		4,5 m kg	*2.550	*2.550	3.200	2.850	4.600	4.050	*5.400	*5.400		
		3,0 m kg	*2.550	2.400	3.150	2.800	4.400	3.900	6.750	5.950		
		1,5 m kg	*2.650	2.300	3.050	2.700	4.200	3.700	6.350	5.550		
		0,0 m kg	2.700	2.400	3.000	2.650	4.050	3.600	6.100	5.300		
	- 1,5 m kg	2.950	2.550	3.000	2.650	4.050	3.500	6.000	5.250	*8.150	*8.150	
	- 3,0 m kg	3.750	3.300			4.050	3.550	6.100	5.300			
	- 4,5 m kg											
2,9 m	7,5 m kg	*2.550	*2.550			*3.450	*3.450					
	6,0 m kg	*2.300	*2.300			*4.150	4.150					
	4,5 m kg	*2.200	*2.200	3.100	2.850	4.550	4.050	*4.550	*4.550			
	3,0 m kg	*2.200	*2.200	3.100	2.750	4.350	3.850	6.750	5.950			
	1,5 m kg	*2.300	2.150	3.000	2.650	4.200	3.650	6.350	5.550			
	0,0 m kg	2.350	2.200	2.950	2.550	4.050	3.550	6.100	5.250	*4.900	*4.900	
- 1,5 m kg	2.700	2.400	2.900	2.550	3.950	3.450	6.000	5.200	*7.700	*7.700		
- 3,0 m kg	3.300	2.850			4.000	3.450	6.000	5.250				
- 4,5 m kg												



Arm length	A	⊗		7,5 m		6,0 m		4,5 m		3,0 m		1,5 m		
		⊗	⊗	⊗	⊗	⊗	⊗	⊗	⊗	⊗	⊗	⊗	⊗	
 <p>Outrigger + blade</p>	2,25 m	7,5 m kg	*3.650	*3.650					*5.450	*5.450				
		6,0 m kg	*3.150	*3.150			*5.200	5.150	*5.400	*5.400				
		4,5 m kg	*3.000	*3.000	*3.350	*3.350	*5.600	5.050	*6.500	*6.500	*6.350	*6.350		
		3,0 m kg	*3.000	*3.000	*4.750	3.500	*5.950	4.900	*8.250	7.550				
		1,5 m kg	*3.050	*3.050	*4.950	3.450	*6.400	4.700	*9.550	7.150				
		0,0 m kg	*3.350	3.200	*5.200	3.400	*7.000	4.600	*9.550	6.950				
		- 1,5 m kg	*3.850	3.550			*6.400	4.550	*8.700	6.900	*8.250	*8.250		
		- 3,0 m kg												
		- 4,5 m kg												
	2,6 m	7,5 m kg	*3.000	*3.000										
		6,0 m kg	*2.700	*2.700			*4.650	*4.650						
		4,5 m kg	*2.550	*2.550	*3.950	3.600	*5.400	5.100	*5.400	*5.400				
		3,0 m kg	*2.550	*2.550	*4.600	3.500	*5.700	4.900	*7.800	7.650				
		1,5 m kg	*2.650	*2.650	*4.800	3.400	*6.200	4.700	*9.300	7.200				
		0,0 m kg	*2.900	*2.900	*5.050	3.350	*6.750	4.550	*9.550	6.900				
		- 1,5 m kg	*3.350	3.300	*4.600	3.300	*6.600	4.500	*8.950	6.850	*8.150	*8.150		
		- 3,0 m kg	*4.700	4.200			*5.250	4.550	*7.300	6.900				
		- 4,5 m kg												
	2,9 m	7,5 m kg	*2.550	*2.550			*3.450	*3.450						
		6,0 m kg	*2.300	*2.300			*4.150	*4.150						
		4,5 m kg	*2.200	*2.200	*3.900	3.550	*4.700	*4.700	*4.550	*4.550				
		3,0 m kg	*2.200	*2.200	*4.400	3.450	*5.550	4.850	*7.550	*7.550				
		1,5 m kg	*2.300	*2.300	*4.650	3.350	*6.050	4.650	*8.850	7.200				
		0,0 m kg	*2.450	*2.450	*4.900	3.300	*6.600	4.500	*9.550	6.900	*4.900	*4.900		
		- 1,5 m kg	*2.850	*2.850	*4.900	3.250	*6.650	4.450	*9.050	6.750	*7.700	*7.700		
		- 3,0 m kg	*4.150	3.650			*5.550	4.450	*7.650	6.800				
		- 4,5 m kg												




 <p>Outrigger front + rear</p>	2,25 m	7,5 m kg	*3.650	*3.650					*5.450	*5.450				
		6,0 m kg	*3.150	*3.150			*5.200	*5.200	*5.400	*5.400				
		4,5 m kg	*3.000	*3.000	*3.350	*3.350	*5.600	*5.600	*6.500	*6.500	*6.350	*6.350		
		3,0 m kg	*3.000	*3.000	*4.750	4.300	*5.950	*5.950	*8.250	*8.250				
		1,5 m kg	*3.050	*3.050	*4.950	4.200	*6.400	5.850	*9.550	9.050				
		0,0 m kg	*3.350	*3.350	*5.200	4.150	*7.000	5.700	*9.550	8.900				
		- 1,5 m kg	*3.850	*3.850			*6.400	5.650	*8.700	*8.700	*8.250	*8.250		
		- 3,0 m kg												
		- 4,5 m kg												
	2,6 m	7,5 m kg	*3.000	*3.000										
		6,0 m kg	*2.700	*2.700			*4.650	*4.650						
		4,5 m kg	*2.550	*2.550	*3.950	*3.950	*5.400	*5.400	*5.400	*5.400				
		3,0 m kg	*2.550	*2.550	*4.600	4.250	*5.700	*5.700	*7.800	*7.800				
		1,5 m kg	*2.650	*2.650	*4.800	4.200	*6.200	5.800	*9.300	9.150				
		0,0 m kg	*2.900	*2.900	*5.050	3.850	*6.750	5.650	*9.550	8.850				
		- 1,5 m kg	*3.350	*3.350	*4.600	4.100	*6.600	5.600	*8.950	8.750	*8.150	*8.150		
		- 3,0 m kg	*4.700	*4.700			*5.250	*5.250	*7.300	*7.300				
		- 4,5 m kg												
	2,9 m	7,5 m kg	*2.550	*2.550			*3.450	*3.450						
		6,0 m kg	*2.300	*2.300			*4.150	*4.150						
		4,5 m kg	*2.200	*2.200	*3.900	*3.900	*4.700	*4.700	*4.550	*4.550				
		3,0 m kg	*2.200	*2.200	*4.400	4.200	*5.550	*5.550	*7.550	*7.550				
		1,5 m kg	*2.300	*2.300	*4.650	4.100	*6.050	5.750	*8.850	*8.850				
		0,0 m kg	*2.450	*2.450	*4.900	4.050	*6.600	5.600	*9.550	8.850	*4.900	*4.900		
		- 1,5 m kg	*2.850	*2.850	*4.900	3.750	*6.650	5.550	*9.050	8.700	*7.700	*7.700		
		- 3,0 m kg	*4.150	*4.150			*5.550	*5.550	*7.650	*7.650				
		- 4,5 m kg												



- A – Reach from swing center
- B – Bucket hook height
- C – Lifting capacities, including bucket linkage (120 kg) and bucket cylinder (109 kg)


When removing linkage or cylinder, lifting capacities can be increased by their respective weights.

* Load is limited by hydraulic capacity rather than tipping. Ratings are based on SAE Standard No. J1097. Rated loads do not exceed 87% of hydraulic lift capacity or 75% of tipping load.


-  – Rating over front
-  – Rating over side
-  – Rating at maximum reach


Lifting Capacity

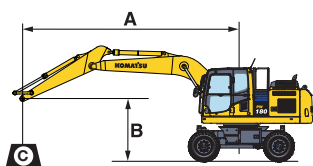
Mono boom / undercarriage width 2,75 m

Arm length	A B	7,5 m		6,0 m		4,5 m		3,0 m		1,5 m		
		Icon 1	Icon 2	Icon 1	Icon 2	Icon 1	Icon 2	Icon 1	Icon 2	Icon 1	Icon 2	
 Without stabilizer	2,25 m	7,5 m kg	*3.350	*3.350			*5.150	*5.150				
		6,0 m kg	*3.000	2.700		4.100	3.300	*5.600	5.300			
		4,5 m kg	2.800	2.250	2.800	2.250	4.000	3.250	6.300	5.050	*8.150	*8.150
		3,0 m kg	2.500	2.000	2.700	2.200	3.800	3.100	5.850	4.650		
		1,5 m kg	2.400	1.950	2.650	2.100	3.650	2.850	5.450	4.300		
		0,0 m kg	2.400	1.950	2.550	2.050	3.450	2.800	5.250	4.050		
		- 1,5 m kg	2.650	2.150			3.400	2.700	5.200	4.050	*9.100	7.450
		- 3,0 m kg	3.200	2.600			3.450	2.800	5.250	4.100	*8.500	7.650
		- 4,5 m kg										
	2,6 m	7,5 m kg	*2.750	*2.750								
		6,0 m kg	*2.550	2.550		4.150	3.350					
		4,5 m kg	*2.450	2.100	2.800	2.250	4.050	3.300	*6.050	5.100		
		3,0 m kg	2.350	1.900	2.700	2.200	3.850	3.100	5.900	4.700		
		1,5 m kg	2.250	1.800	2.600	2.100	3.600	2.850	5.450	4.300		
		0,0 m kg	2.250	1.800	2.550	2.000	3.450	2.750	5.200	4.050	*5.600	*5.600
		- 1,5 m kg	2.450	1.950	2.550	2.000	3.400	2.650	5.100	3.950	*8.950	7.300
		- 3,0 m kg	2.900	2.400			3.350	2.700	5.150	4.000	*9.450	7.400
		- 4,5 m kg										
2,9 m	7,5 m kg	*2.350	*2.350		*3.000	*3.000						
	6,0 m kg	*2.150	*2.150		4.100	3.300						
	4,5 m kg	*2.100	1.950	2.750	2.250	4.000	3.250	*5.050	*5.050			
	3,0 m kg	*2.150	1.750	2.650	2.100	3.800	3.050	5.950	4.700	11.600	8.750	
	1,5 m kg	2.100	1.650	2.550	2.050	3.600	2.850	5.500	4.300			
	0,0 m kg	2.100	1.650	2.450	1.950	3.400	2.700	5.200	4.050	*5.750	*5.750	
	- 1,5 m kg	2.250	1.800	2.400	1.950	3.350	2.600	5.100	3.900	*8.500	7.200	
	- 3,0 m kg	2.700	2.100			3.350	2.600	5.100	3.900	10.050	7.350	
	- 4,5 m kg	*4.150	3.450					*4.800	4.050			
 Front or rear blade	2,25 m	7,5 m kg	*3.350	*3.350			*5.150	*5.150				
		6,0 m kg	*3.000	*3.000		4.550	3.800	*5.600	*5.600			
		4,5 m kg	*2.900	2.550	*2.900	2.550	4.450	3.700	6.900	5.750	*8.150	*8.150
		3,0 m kg	2.700	2.300	3.050	2.550	4.250	3.500	6.500	5.350		
		1,5 m kg	2.700	2.250	2.900	2.450	4.050	3.350	6.100	4.950		
		0,0 m kg	2.800	2.250	2.900	2.400	3.950	3.200	5.850	4.750		
		- 1,5 m kg	3.050	2.500			3.900	3.150	5.850	4.700	*9.100	8.750
		- 3,0 m kg	3.700	3.000			3.950	3.200	5.900	4.750	*8.500	*8.500
		- 4,5 m kg										
	2,6 m	7,5 m kg	*2.750	*2.750								
		6,0 m kg	*2.550	*2.550		*4.500	3.800					
		4,5 m kg	*2.450	2.400	3.150	2.550	4.450	3.700	*6.050	5.800		
		3,0 m kg	*2.550	2.200	3.050	2.500	4.250	3.500	6.550	5.400		
		1,5 m kg	2.550	2.100	2.900	2.400	4.050	3.300	6.100	4.950		
		0,0 m kg	2.600	2.100	2.850	2.350	3.900	3.150	5.850	4.700	*5.600	*5.600
		- 1,5 m kg	2.850	2.300	2.850	2.300	3.850	3.100	5.750	4.650	*8.950	8.600
		- 3,0 m kg	3.350	2.750			3.850	3.150	5.800	4.650	*9.450	8.750
		- 4,5 m kg										
2,9 m	7,5 m kg	*2.350	*2.350		*3.000	*3.000						
	6,0 m kg	*2.150	*2.150		*4.100	3.800						
	4,5 m kg	*2.100	*2.100	3.100	2.550	4.450	3.700	*5.050	*5.050			
	3,0 m kg	*2.150	2.000	3.000	2.450	4.050	3.500	6.600	5.400	*12.050	10.200	
	1,5 m kg	*2.300	1.950	2.900	2.400	4.050	3.300	6.150	4.950			
	0,0 m kg	2.400	1.950	2.850	2.250	3.850	3.150	5.850	4.650	*5.750	*5.750	
	- 1,5 m kg	2.600	2.100	2.750	2.250	3.750	3.050	5.700	4.550	*8.500	*8.500	
	- 3,0 m kg	3.100	2.500			3.750	3.050	5.700	4.600	*10.250	8.700	
	- 4,5 m kg	*4.150	4.000					*4.800	4.700			
 Rear outrigger	2,25 m	7,5 m kg	*3.350	*3.350			*5.150	*5.150				
		6,0 m kg	*3.000	*3.000		4.700	4.650	*5.600	*5.600			
		4,5 m kg	*2.900	*2.900	*2.900	*2.900	4.600	4.500	7.150	7.100	*8.150	*8.150
		3,0 m kg	2.950	2.850	3.150	3.150	4.400	4.350	6.750	6.650		
		1,5 m kg	2.850	2.800	3.100	3.050	4.200	4.200	6.300	6.250		
		0,0 m kg	2.900	2.850	3.000	3.000	4.100	4.050	6.100	6.000		
		- 1,5 m kg	3.150	3.100			4.050	4.000	6.050	6.000	*9.100	*9.100
		- 3,0 m kg	3.850	3.750			4.100	4.050	6.150	6.050	*8.500	*8.500
		- 4,5 m kg										
	2,6 m	7,5 m kg	*2.750	*2.750								
		6,0 m kg	*2.550	*2.550		*4.500	*4.550					
		4,5 m kg	*2.450	*2.450	3.250	3.150	4.600	4.550	*6.050	*6.000		
		3,0 m kg	*2.550	*2.550	3.150	3.100	4.400	4.350	6.750	6.700		
		1,5 m kg	2.650	2.600	3.050	3.000	4.200	4.150	6.300	6.250		
		0,0 m kg	2.700	2.650	3.000	2.950	4.050	4.000	6.050	6.000	*5.600	*5.600
		- 1,5 m kg	2.950	2.850	3.000	2.900	4.000	3.900	6.000	5.900	*8.950	*8.950
		- 3,0 m kg	3.500	3.450			4.050	3.950	6.000	5.950	*9.450	*9.450
		- 4,5 m kg										
2,9 m	7,5 m kg	*2.350	*2.350		*3.000	*3.000						
	6,0 m kg	*2.150	*2.150		*4.100	*4.100						
	4,5 m kg	*2.100	*2.100	3.200	3.150	4.600	4.500	*5.050	*5.050			
	3,0 m kg	*2.150	*2.150	3.150	3.050	4.400	4.350	6.800	6.750	*12.050	*12.050	
	1,5 m kg	*2.300	*2.300	3.000	3.000	4.200	4.100	6.350	6.300			
	0,0 m kg	2.550	2.450	2.950	2.850	4.050	3.950	6.050	6.000	*5.750	*5.750	
	- 1,5 m kg	2.700	2.700	2.900	2.850	3.900	3.900	5.950	5.850	*8.500	*8.500	
	- 3,0 m kg	3.200	3.150			3.950	3.900	5.950	5.850	*10.250	*10.250	
	- 4,5 m kg	*4.150	*4.150					*4.800	*4.800			



Arm length	A	⊗		7,5 m		6,0 m		4,5 m		3,0 m		1,5 m			
		⊗	⊗	⊗	⊗	⊗	⊗	⊗	⊗	⊗	⊗	⊗	⊗		
 <p>Outrigger + blade</p>	2,25 m	7,5 m	kg	*3.350	*3.350			*5.150	*5.150						
		6,0 m	kg	*3.000	*3.000			*5.000	*5.000	*5.600	*5.600				
		4,5 m	kg	*2.900	*2.900	*2.900	*2.900	*6.050	5.600	*7.250	*7.250	*8.150	*8.150		
		3,0 m	kg	*2.950	*2.950	*5.000	3.900	*6.550	5.400	*8.600	8.450				
		1,5 m	kg	*3.100	*3.100	*5.500	3.800	*6.950	5.250	*9.550	8.100				
		0,0 m	kg	*3.450	*3.450	5.250	3.750	*7.000	5.100	*9.450	7.850				
		- 1,5 m	kg	*4.150	3.900			*6.400	5.050	*8.600	7.800	*9.100	*9.100		
		- 3,0 m	kg	*4.150	*4.150			*4.700	*4.700	*6.700	*6.700	*8.500	*8.500		
		- 4,5 m	kg												
	2,6 m	7,5 m	kg	*2.750	*2.750										
		6,0 m	kg	*2.550	*2.550			*4.500	*4.500						
		4,5 m	kg	*2.450	*2.450	*3.600	*3.600	*5.550	*5.550	*6.050	*6.050				
		3,0 m	kg	*2.550	*2.550	*4.950	3.900	*6.350	5.400	*8.250	*8.250				
		1,5 m	kg	*2.700	*2.700	*5.450	3.750	*6.800	5.250	*9.300	8.100				
		0,0 m	kg	*3.050	*3.050	5.250	3.700	*6.950	5.050	*9.550	7.800	*5.600	*5.600		
		- 1,5 m	kg	*3.600	*3.600	*4.150	3.650	*6.500	4.950	*8.750	7.700	*8.950	*8.950		
		- 3,0 m	kg	*4.250	*4.200			*5.200	5.000	*7.150	*7.150	*9.450	*9.450		
		- 4,5 m	kg												
	2,9 m	7,5 m	kg	*2.350	*2.350			*3.000	*3.000						
		6,0 m	kg	*2.150	*2.150			*4.100	*4.100						
		4,5 m	kg	*2.100	*2.100	*3.700	*3.700	*4.900	*4.900	*5.050	*5.050				
		3,0 m	kg	*2.150	*2.150	*4.700	3.800	*6.100	5.400	*7.800	*7.800	*12.050	*12.050		
		1,5 m	kg	*2.300	*2.300	*5.350	3.750	*6.650	5.200	*9.100	8.100				
		0,0 m	kg	*2.600	*2.600	5.250	3.600	*6.850	5.000	*9.450	7.800	*5.750	*5.750		
		- 1,5 m	kg	*3.050	*3.050	*4.850	3.600	*6.550	4.950	*8.950	7.650	*8.500	*8.500	*5.100	*5.100
		- 3,0 m	kg	*4.050	3.950			*5.500	4.950	*7.550	*7.550	*10.250	*10.250		
		- 4,5 m	kg	*4.150	*4.150					*4.800	*4.800				




 <p>Outrigger front + rear</p>	2,25 m	7,5 m	kg	*3.350	*3.350			*5.150	*5.150						
		6,0 m	kg	*3.000	*3.000			*5.000	*5.000	*5.600	*5.600				
		4,5 m	kg	*2.900	*2.900	*2.900	*2.900	*6.050	*6.050	*7.250	*7.250	*8.150	*8.150		
		3,0 m	kg	*2.950	*2.950	*5.000	4.800	*6.550	*6.550	*8.600	*8.600				
		1,5 m	kg	*3.100	*3.100	*5.500	4.700	*6.950	6.600	*9.550	*9.550				
		0,0 m	kg	*3.450	*3.450	*5.300	4.650	*7.000	6.450	*9.450	*9.450				
		- 1,5 m	kg	*4.150	*4.150			*6.400	*6.400	*8.600	*8.600	*9.100	*9.100		
		- 3,0 m	kg	*4.150	*4.150			*4.700	*4.700	*6.700	*6.700	*8.500	*8.500		
		- 4,5 m	kg												
	2,6 m	7,5 m	kg	*2.750	*2.750										
		6,0 m	kg	*2.550	*2.550			*4.500	*4.500						
		4,5 m	kg	*2.450	*2.450	*3.600	*3.600	*5.550	*5.550	*6.050	*6.050				
		3,0 m	kg	*2.550	*2.550	*4.950	4.800	*6.350	*6.350	*8.250	*8.250				
		1,5 m	kg	*2.700	*2.700	*5.450	4.700	*6.800	6.600	*9.300	*9.300				
		0,0 m	kg	*3.050	*3.050	*5.350	4.600	*6.950	6.400	*9.550	*9.550	*5.600	*5.600		
		- 1,5 m	kg	*3.600	*3.600	*4.150	*4.150	*6.500	6.300	*8.750	*8.750	*8.950	*8.950		
		- 3,0 m	kg	*4.250	*4.250			*5.200	*5.200	*7.150	*7.150	*9.450	*9.450		
		- 4,5 m	kg												
	2,9 m	7,5 m	kg	*2.350	*2.350			*3.000	*3.000						
		6,0 m	kg	*2.150	*2.150			*4.100	*4.100						
		4,5 m	kg	*2.100	*2.100	*3.700	*3.700	*4.900	*4.900	*5.050	*5.050				
		3,0 m	kg	*2.150	*2.150	*4.700	*4.700	*6.100	*6.100	*7.800	*7.800	*12.050	*12.050		
		1,5 m	kg	*2.300	*2.300	*5.350	4.650	*6.650	6.550	*9.100	*9.100				
		0,0 m	kg	*2.600	*2.600	*5.350	4.550	*6.850	6.350	*9.450	*9.450	*5.750	*5.750		
		- 1,5 m	kg	*3.050	*3.050	*4.850	4.500	*6.550	6.300	*8.950	*8.950	*8.500	*8.500	*5.100	*5.100
		- 3,0 m	kg	*4.050	*4.050			*5.500	*5.500	*7.550	*7.550	*10.250	*10.250		
		- 4,5 m	kg	*4.150	*4.150					*4.800	*4.800				



- A – Reach from swing center
- B – Bucket hook height
- C – Lifting capacities, including bucket linkage (120 kg) and bucket cylinder (109 kg)




When removing linkage or cylinder, lifting capacities can be increased by their respective weights.

* Load is limited by hydraulic capacity rather than tipping. Ratings are based on SAE Standard No. J1097. Rated loads do not exceed 87% of hydraulic lift capacity or 75% of tipping load.


-  – Rating over front
-  – Rating over side
-  – Rating at maximum reach


Lifting Capacity

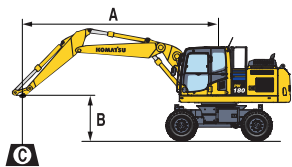
Two-piece boom / undercarriage width 2,75 m

Arm length	A B	7,5 m		6,0 m		4,5 m		3,0 m		1,5 m		
 Without stabilizer	2,25 m	7,5 m kg	*3.650	*3.650				*5.450	5.350			
		6,0 m kg	*3.150	2.700			4.100	3.350	*5.400	5.300		
		4,5 m kg	2.750	2.250	2.800	2.250	4.050	3.300	6.300	5.050	*6.350	*6.350
		3,0 m kg	2.550	2.050	2.750	2.250	3.850	3.100	5.900	4.650		
		1,5 m kg	2.400	1.950	2.700	2.150	3.700	2.900	5.550	4.350		
		0,0 m kg	2.450	1.950	2.650	2.100	3.600	2.850	5.350	4.200		
	- 1,5 m kg	2.650	2.200			3.450	2.800	5.300	4.100	*8.250	7.650	
	- 3,0 m kg											
	- 4,5 m kg											
	2,6 m	7,5 m kg	*3.000	*3.000								
		6,0 m kg	*2.700	2.450			4.150	3.350				
		4,5 m kg	*2.550	2.100	2.800	2.250	4.050	3.300	*5.400	5.100		
		3,0 m kg	2.350	1.850	2.700	2.200	3.850	3.100	5.950	4.700		
		1,5 m kg	2.200	1.800	2.650	2.100	3.650	2.900	5.550	4.350		
		0,0 m kg	2.300	1.850	2.600	2.050	3.500	2.800	5.300	4.100		
- 1,5 m kg	2.500	2.000	2.550	2.050	3.450	2.750	5.250	4.050	*8.150	7.450		
- 3,0 m kg	3.250	2.550			3.500	2.800	5.250	4.100				
- 4,5 m kg												
2,9 m	7,5 m kg	*2.550	*2.550			*3.450	3.300					
	6,0 m kg	*2.300	2.250			4.100	3.350					
	4,5 m kg	*2.200	1.900	2.750		4.000	3.250	*4.550	*4.550			
	3,0 m kg	2.150		2.700	2.150	3.800	3.050	6.000	4.750			
	1,5 m kg	2.100	1.650	2.600	2.100	3.600		5.550				
	0,0 m kg	2.150	1.650	2.450		3.450	2.750	5.250	4.100	*4.900	*4.900	
- 1,5 m kg	2.300	1.800	2.500	1.950	3.400		5.150		*7.700	7.400		
- 3,0 m kg	2.800				3.450		5.200					
- 4,5 m kg												
 Front or rear blade	2,25 m	7,5 m kg	*3.650	*3.650				*5.450	*5.450			
		6,0 m kg	*3.150	3.050			4.550	3.800	*5.400	*5.350		
		4,5 m kg	*3.000	2.550	3.150	2.600	4.450	3.700	*6.500	5.750	*6.350	*6.350
		3,0 m kg	2.850	2.350	3.100	2.550	4.100	3.550	6.550	5.350		
		1,5 m kg	2.750	2.250	3.000	2.500	4.100	3.400	6.150	5.000		
		0,0 m kg	2.850	2.300	2.900	2.400	4.000	3.300	6.000	4.800		
	- 1,5 m kg	3.100	2.550			3.950	3.250	5.950	4.800	*8.250	*8.250	
	- 3,0 m kg											
	- 4,5 m kg											
	2,6 m	7,5 m kg	*3.000	*3.000								
		6,0 m kg	*2.700	*2.650			4.550	3.800				
		4,5 m kg	*2.550	2.400	3.150	2.600	4.500	3.750	*5.400	*5.400		
		3,0 m kg	*2.550	2.150	2.950	2.550	4.300	3.550	6.600	5.400		
		1,5 m kg	2.550	2.100	3.000	2.450	4.100	3.350	6.150	5.000		
		0,0 m kg	2.600	2.150	2.900	2.400	3.950	3.250	5.950	4.800		
- 1,5 m kg	2.850	2.350	2.900	2.400	3.900	3.150	5.850	4.700	*8.150	*8.150		
- 3,0 m kg	3.650	3.000			3.950	3.200	5.900	4.800				
- 4,5 m kg												
2,9 m	7,5 m kg	*2.550	*2.550			*3.450	*3.450					
	6,0 m kg	*2.300	*2.300			*4.150	3.800					
	4,5 m kg	*2.200	2.200	3.100	2.550	4.450	3.700	*4.550	*4.550			
	3,0 m kg	*2.200	2.000	2.950	2.500	4.250	3.500	6.600	5.400			
	1,5 m kg	*2.300	1.950	2.950	2.400	4.050	3.300	6.150	5.000			
	0,0 m kg	2.400	1.950	2.850	2.350	3.900	3.150	5.900	4.750	*4.900	*4.900	
- 1,5 m kg	2.650	2.150	2.850	2.300	3.850	3.150	5.850	4.650	*7.700	*7.700		
- 3,0 m kg	3.150	2.550			3.900	3.150	5.850	4.700				
- 4,5 m kg												
 Rear outrigger	2,25 m	7,5 m kg	*3.650	3.500				*5.450	4.950			
		6,0 m kg	*3.150	2.400			4.700	3.000	*5.400	4.750		
		4,5 m kg	*3.000	2.150	3.250	2.050	4.600	3.100	*6.500	4.450	*6.350	*6.350
		3,0 m kg	2.950	1.950	3.200	2.100	4.450	2.900	6.750	4.050		
		1,5 m kg	2.850	1.850	3.150	2.050	4.300	2.700	6.400	3.850		
		0,0 m kg	2.900	1.900	2.850	1.950	4.150	2.650	6.200	3.850		
	- 1,5 m kg	3.200	1.950			4.150	2.650	6.150	3.600	*8.250	6.350	
	- 3,0 m kg											
	- 4,5 m kg											
	2,6 m	7,5 m kg	*3.000	*3.000								
		6,0 m kg	*2.700	2.250			4.450	3.150				
		4,5 m kg	*2.550	1.900	3.250	2.050	4.650	3.000	*5.400	4.500		
		3,0 m kg	*2.550	1.650	3.150	2.100	4.450	2.750	6.800	4.050		
		1,5 m kg	*2.650	1.700	3.100	2.050	4.250	2.650	6.400	3.900		
		0,0 m kg	2.700	1.650	3.050	1.800	4.100	2.550	6.150	3.750		
- 1,5 m kg	3.000	1.850	3.000	1.950	4.050	2.450	6.100	3.700	*8.150	6.450		
- 3,0 m kg	3.800	2.250			4.100	2.500	6.150	3.600				
- 4,5 m kg												
2,9 m	7,5 m kg	*2.550	*2.550			*3.450	3.100					
	6,0 m kg	*2.300	2.100			*4.150	3.000					
	4,5 m kg	*2.200	1.850	3.200	2.100	4.600	2.850	*4.550	*4.550			
	3,0 m kg	*2.200	1.550	3.150	2.050	4.400	2.750	6.850	4.200			
	1,5 m kg	*2.300	1.600	3.050	1.950	4.200	2.550	6.400	3.800			
	0,0 m kg	*2.450	1.650	3.000	1.900	4.050	2.550	6.150	3.550	*4.900	*4.900	
- 1,5 m kg	2.750	1.700	2.950	1.850	4.000	2.450	6.050	3.400	*7.700	6.300		
- 3,0 m kg	3.300	2.100			4.050	2.550	6.050	3.500				
- 4,5 m kg												



Arm length	A	⊗		7,5 m		6,0 m		4,5 m		3,0 m		1,5 m		
		⊗	⊗	⊗	⊗	⊗	⊗	⊗	⊗	⊗	⊗	⊗	⊗	
 <p>Outrigger + blade</p>	2,25 m	7,5 m kg	*3.650	*3.650					*5.450	*5.450				
		6,0 m kg	*3.150	*3.150			*5.200	*5.200	*5.400	*5.400				
		4,5 m kg	*3.000	*3.000	*3.350	*3.350	*5.600	*5.600	*6.500	*6.500	*6.350	*6.350		
		3,0 m kg	*3.000	*3.000	*4.750	3.900	*5.950	5.450	*8.250	*8.250				
		1,5 m kg	*3.050	*3.050	*4.950	3.850	*6.400	5.300	*9.550	8.150				
		0,0 m kg	*3.350	*3.350	*5.200	3.800	*7.000	5.150	*9.550	7.950				
		- 1,5 m kg	*3.850	*3.850			*6.400	5.100	*8.700	7.950	*8.250	*8.250		
		- 3,0 m kg												
		- 4,5 m kg												
	2,6 m	7,5 m kg	*3.000	*3.000										
		6,0 m kg	*2.700	*2.700			*4.650	*4.650						
		4,5 m kg	*2.550	*2.550	*3.950	*3.950	*5.400	*5.350	*5.400	*5.400				
		3,0 m kg	*2.550	*2.550	*4.600	3.900	*5.700	5.450	*7.800	*7.800				
		1,5 m kg	*2.650	*2.650	*4.800	3.800	*6.200	5.250	*9.300	8.150				
		0,0 m kg	*2.900	*2.900	*5.050	3.750	*6.750	5.100	*9.550	7.950				
		- 1,5 m kg	*3.350	*3.350	*4.600	3.750	*6.600	5.100	*8.950	7.800	*8.150	*8.150		
		- 3,0 m kg	*4.700	*4.650			*5.250	5.100	*7.300	*7.200				
		- 4,5 m kg												
	2,9 m	7,5 m kg	*2.550	*2.550			*3.450	*3.450						
		6,0 m kg	*2.300	*2.300			*4.150	*4.150						
		4,5 m kg	*2.200	*2.200	*3.900	*3.900	*4.700	*4.700	*4.550	*4.550				
		3,0 m kg	*2.200	*2.200	*4.400	3.850	*5.550	5.450	*7.550	*7.550				
		1,5 m kg	*2.300	*2.300	*4.650	3.750	*6.050	5.250	*8.850	8.150				
		0,0 m kg	*2.450	*2.450	*4.900	3.700	*6.600	5.100	*9.550	7.850	*4.900	*4.900		
		- 1,5 m kg	*2.850	*2.850	*4.900	3.650	*6.650	5.000	*9.050	7.800	*7.700	*7.700		
		- 3,0 m kg	*4.150	4.100			*5.550	5.050	*7.650	*7.650				
		- 4,5 m kg												

 <p>Outrigger front + rear</p>	2,25 m	7,5 m kg	*3.650	*3.650					*5.450	*5.450				
		6,0 m kg	*3.150	*3.150			*5.200	*5.200	*5.400	*5.400				
		4,5 m kg	*3.000	*3.000	*3.350	*3.350	*5.600	*5.600	*6.500	*6.500	*6.350	*6.350		
		3,0 m kg	*3.000	*3.000	*4.750	*4.750	*5.950	*5.950	*8.250	*8.250				
		1,5 m kg	*3.050	*3.050	*4.950	4.800	*6.400	*6.400	*9.550	*9.550				
		0,0 m kg	*3.350	*3.350	*5.200	4.700	*7.000	6.550	*9.550	*9.550				
		- 1,5 m kg	*3.850	*3.850			*6.400	*6.400	*8.700	*8.700	*8.250	*8.250		
		- 3,0 m kg												
		- 4,5 m kg												
	2,6 m	7,5 m kg	*3.000	*3.000										
		6,0 m kg	*2.700	*2.700			*4.650	*4.650						
		4,5 m kg	*2.550	*2.550	*3.950	*3.950	*5.400	*5.400	*5.400	*5.400				
		3,0 m kg	*2.550	*2.550	*4.600	*4.600	*5.700	*5.700	*7.800	*7.800				
		1,5 m kg	*2.650	*2.650	*4.800	4.750	*6.200	*6.200	*9.300	*9.300				
		0,0 m kg	*2.900	*2.900	*5.050	4.650	*6.750	6.500	*9.550	*9.550				
		- 1,5 m kg	*3.350	*3.350	*4.600	*4.600	*6.600	6.450	*8.950	*8.950	*8.150	*8.150		
		- 3,0 m kg	*4.700	*4.700			*5.250	*5.250	*7.300	*7.300				
		- 4,5 m kg												
	2,9 m	7,5 m kg	*2.550	*2.550			*3.450	*3.450						
		6,0 m kg	*2.300	*2.300			*4.150	*4.150						
		4,5 m kg	*2.200	*2.200	*3.900	*3.900	*4.700	*4.700	*4.550	*4.550				
		3,0 m kg	*2.200	*2.200	*4.400	*4.400	*5.550	*5.550	*7.550	*7.550				
		1,5 m kg	*2.300	*2.300	*4.650	*4.650	*6.050	*6.050	*8.850	*8.850				
		0,0 m kg	*2.450	*2.450	*4.900	4.600	*6.600	6.450	*9.550	*9.550	*4.900	*4.900		
		- 1,5 m kg	*2.850	*2.850	*4.900	4.600	*6.650	6.350	*9.050	*9.050	*7.700	*7.700		
		- 3,0 m kg	*4.150	*4.150			*5.550	*5.550	*7.650	*7.650				
		- 4,5 m kg												



- A – Reach from swing center
- B – Bucket hook height
- C – Lifting capacities, including bucket linkage (120 kg) and bucket cylinder (109 kg)

When removing linkage or cylinder, lifting capacities can be increased by their respective weights.

* Load is limited by hydraulic capacity rather than tipping. Ratings are based on SAE Standard No. J1097. Rated loads do not exceed 87% of hydraulic lift capacity or 75% of tipping load.

-  – Rating over front
-  – Rating over side
-  – Rating at maximum reach